

COPA NACIONAL


COPA NACIONAL

Trofeo de Velocidad
Circuito de Navarra
8th / 9th June 2024

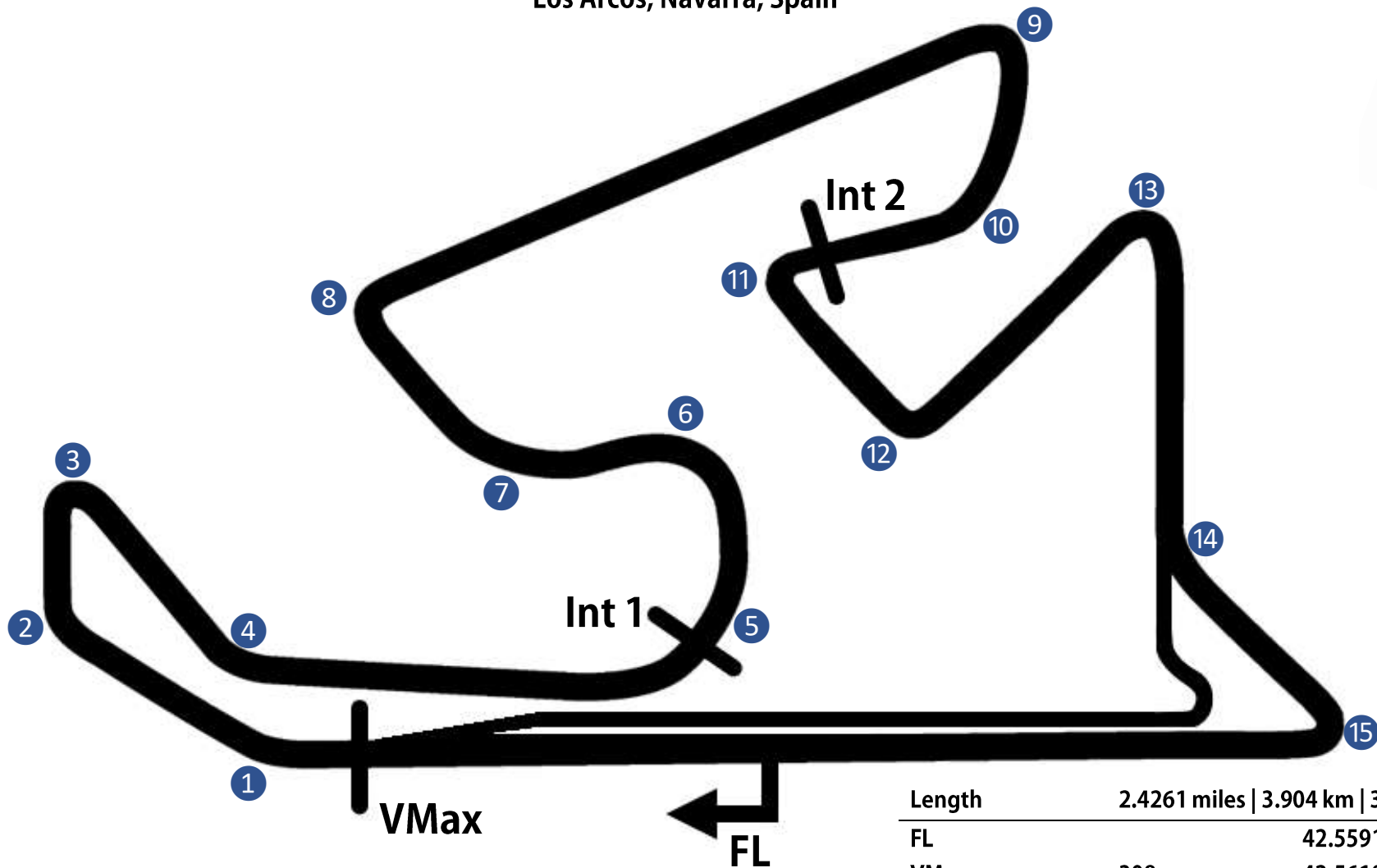


Timing & Results Provided by Timing Solutions Ltd

www.tsl-timing.com

Circuito de Navarra

Los Arcos, Navarra, Spain



| | | | |
|----------------------|------------------------------------|------------|-----------|
| Length | 2.4261 miles 3.904 km 3904.5 m | | |
| FL | | 42.55919 N | 2.16804 W |
| VMax | 308m | 42.56184 N | 2.16933 W |
| Int 1 | 1255m | 42.56009 N | 2.16776 W |
| Int 2 | 2580.5m | 42.56019 N | 2.16337 W |
| Pit Entry | 3461.5m | 42.55702 N | 2.16558 W |
| Pit Exit | 25m after FL | 42.55947 N | 2.16799 W |
| Pit Entry - Pit Exit | 341m, 20.4s @ 60kph, 15.3s @ 80kph | | |

COPA NACIONAL

FP1 - CLASSIFICATION

| POS | NO | NAME | ENTRY | TIME | ON | LAPS | GAP | DIFF | KPH |
|-----|-----|------------------------------|--|----------|----|------|-------|-------|--------|
| 1 | 3 | David POUGET | Renault CLIO CUP V - DAVID POUGET | 1:57.886 | 9 | 13 | | | 119.23 |
| 2 | 111 | Iván Hernández GONZÁLEZ | Renault CLIO CUP V - ESCUDERIA LA CORUÑA | 1:58.600 | 12 | 13 | 0.714 | 0.714 | 118.51 |
| 3 | 41 | Alejandro Iribas ESTRADA | Renault CLIO CUP V - ESCUDERIA LA CORUÑA | 1:58.740 | 8 | 9 | 0.854 | 0.140 | 118.37 |
| 4 | 42 | Mariano Alonso GENTILE | Renault CLIO CUP V - MOTORISMO RACING TEAM | 1:59.122 | 8 | 13 | 1.236 | 0.382 | 117.99 |
| 5 | 65 | Fabien JULIA | Renault CLIO CUP V - FABIEN JULIA | 1:59.237 | 15 | 15 | 1.351 | 0.115 | 117.88 |
| 6 | 17 | Nicolas Abella ROMERO | Renault CLIO CUP V - ESCUDERIA LA CORUÑA | 1:59.426 | 4 | 7 | 1.540 | 0.189 | 117.69 |
| 7 | 23 | Jose Antonio Gomez GUTIERREZ | Renault CLIO CUP V - A.SCHIMPF TEAM | 1:59.994 | 9 | 10 | 2.108 | 0.568 | 117.14 |
| 8 | 66 | Alejandro Romero BEIRO | Renault CLIO CUP V - MOTOR CLUB SABADELL | 2:00.300 | 7 | 15 | 2.414 | 0.306 | 116.84 |
| 9 | 8 | Joaquín Rodrigo PEREZ | Renault CLIO CUP V - AUTOMÓVIL CLUB ZARAGOZA | 2:01.030 | 7 | 12 | 3.144 | 0.730 | 116.13 |
| 10 | 21 | Lydia Sempere FRANCES | Renault CLIO CUP V - A.SCHIMPF TEAM | 2:01.211 | 14 | 14 | 3.325 | 0.181 | 115.96 |
| 11 | 30 | Sergio Cabal DIEZ | Renault CLIO CUP V - RASANTE SPORT | 2:01.807 | 6 | 11 | 3.921 | 0.596 | 115.39 |
| 12 | 64 | Gabriel O. Alonso GENTIL | Renault CLIO CUP V - MOTORISMO RACING TEAM | 2:02.268 | 14 | 14 | 4.382 | 0.461 | 114.96 |
| 13 | 10 | Maximo Varela ORTIZ | Renault CLIO CUP V - ESCUDERIA LA CORUÑA | 2:07.170 | 5 | 5 | 9.284 | 4.902 | 110.53 |

Weather / Track : Bright / Dry

These results are provisional until the conclusion of any judicial and technical matters.

Date: 08/06/2024 Start: 10:30 Finish: 11:00

Circuito de Navarra: 3.904 km

Race Director:

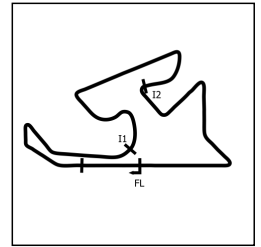
Stewards:

Chief of Timing:



COPA NACIONAL

FP1 - SECTOR ANALYSIS



SECTOR 1 = FL to I1, SECTOR 2 = I1 to I2, SECTOR 3 = I2 to I3, SECTOR 4 = I3 to FL, DIFF = Difference To Personal Best Lap, P = Crossed Finish Line in Pit Lane, D = Time Disallowed

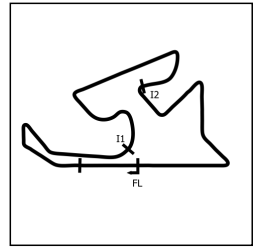
| P1 | | 3 | | David POUGET | | Renault CLIO CUP V - DAVID POUGET | | | |
|---------------------------|---------------|--------------------------|---------------|--------------------|-----------------|-----------------------------------|----------|---------------------|--|
| IDEAL LAP TIME : 1:57.738 | | BEST LAP TIME : 1:57.886 | | DIFFERENCE : 0.148 | | | | | |
| LAP | SECTOR 1 | SECTOR 2 | SECTOR 3 | SPEED TRAP | LAP TIME | KPH | DIFF | TIME OF DAY | |
| 1 - | OUTLAP | 45.946 | 46.084 | 124.9 | 2:15.860 | 103.46 | 17.974 | 10:32:43.666 | |
| 2 - | 33.116 | 41.826 | 44.463 | 180.0 | 1:59.405 | 117.71 | 1.519 | 10:34:43.071 | |
| 3 - | 32.950 | 41.420 | 44.393 | 181.6 | 1:58.763 | 118.35 | 0.877 | 10:36:41.834 | |
| 4 - | 32.782 | 41.531 | 44.291 | 180.8 | 1:58.604 | 118.51 | 0.718 | 10:38:40.438 | |
| 5 - | 32.808 | 41.539 | 44.330 | 180.8 | 1:58.677 | 118.44 | 0.791 | 10:40:39.115 | |
| 6 - | 32.644 | 41.628 | IN PIT | 181.6 | 3:48.385 | P 61.54 | 1:50.499 | 10:44:27.500 | |
| 7 - | OUTLAP | 43.852 | 46.160 | 118.2 | 2:12.291 | 106.25 | 14.405 | 10:46:39.791 | |
| 8 - | 32.532 | 41.440 | 44.257 | 180.8 | 1:58.229 | (2) 118.88 | 0.343 | 10:48:38.020 | |
| 9 - | 32.398 | 41.242 | 44.246 | 180.8 | 1:57.886 | (1) 119.23 | | 10:50:35.906 | |
| 10 - | 32.465 | 41.438 | 44.364 | 181.6 | 1:58.267 | (3) 118.85 | 0.381 | 10:52:34.173 | |
| 11 - | 32.490 | 41.749 | IN PIT | 180.8 | 4:24.986 | P 53.04 | 2:27.100 | 10:56:59.159 | |
| 12 - | OUTLAP | 41.599 | 44.411 | 120.7 | 2:05.600 | 111.91 | 7.714 | 10:59:04.759 | |
| 13 - | 32.250 | 41.701 | 44.559 | 183.3 | 1:58.510 | 118.60 | 0.624 | 11:01:03.269 | |

| P2 | | 111 | | Iván Hernández GONZALEZ | | Renault CLIO CUP V - ESCUDERIA LA CORUÑA | | | |
|---------------------------|---------------|--------------------------|---------------|-------------------------|-----------------|--|----------|---------------------|--|
| IDEAL LAP TIME : 1:58.430 | | BEST LAP TIME : 1:58.600 | | DIFFERENCE : 0.170 | | | | | |
| LAP | SECTOR 1 | SECTOR 2 | SECTOR 3 | SPEED TRAP | LAP TIME | KPH | DIFF | TIME OF DAY | |
| 1 - | OUTLAP | 51.250 | 50.467 | 121.8 | 2:30.610 | 93.32 | 32.010 | 10:33:30.981 | |
| 2 - | 36.398 | 43.940 | IN PIT | 158.4 | 5:09.286 | P 45.44 | 3:10.686 | 10:38:40.267 | |
| 3 - | OUTLAP | 42.862 | 45.642 | 95.6 | 2:09.512 | 108.53 | 10.912 | 10:40:49.779 | |
| 4 - | 33.572 | 42.539 | 44.964 | 179.1 | 2:01.075 | 116.09 | 2.475 | 10:42:50.854 | |
| 5 - | 33.615 | 42.581 | 44.575 | 178.3 | 2:00.771 | 116.38 | 2.171 | 10:44:51.625 | |
| 6 - | 33.355 | 41.826 | 44.470 | 179.1 | 1:59.651 | 117.47 | 1.051 | 10:46:51.276 | |
| 7 - | 33.062 | 41.472 | 44.420 | 179.1 | 1:58.954 | 118.16 | 0.354 | 10:48:50.230 | |
| 8 - | 33.425 | 41.700 | 44.749 | 179.1 | 1:59.874 | 117.25 | 1.274 | 10:50:50.104 | |
| 9 - | 33.123 | 41.694 | 44.857 | 179.1 | 1:59.674 | 117.45 | 1.074 | 10:52:49.778 | |
| 10 - | 32.964 | 41.543 | 44.435 | 179.1 | 1:58.942 | (3) 118.17 | 0.342 | 10:54:48.720 | |
| 11 - | 32.912 | 41.579 | 44.317 | 179.1 | 1:58.808 | (2) 118.31 | 0.208 | 10:56:47.528 | |
| 12 - | 32.641 | 41.560 | 44.399 | 178.3 | 1:58.600 | (1) 118.51 | | 10:58:46.128 | |
| 13 - | 32.905 | 48.988 | 58.692 | 180.0 | 2:20.585 | 99.98 | 21.985 | 11:01:06.713 | |

| P3 | | 41 | | Alejandro Iribas ESTRADA | | Renault CLIO CUP V - ESCUDERIA LA CORUÑA | | | |
|---------------------------|---------------|--------------------------|---------------|--------------------------|-----------------|--|-----------|---------------------|--|
| IDEAL LAP TIME : 1:58.740 | | BEST LAP TIME : 1:58.740 | | DIFFERENCE : 0.000 | | | | | |
| LAP | SECTOR 1 | SECTOR 2 | SECTOR 3 | SPEED TRAP | LAP TIME | KPH | DIFF | TIME OF DAY | |
| 1 - | OUTLAP | 49.297 | IN PIT | 98.2 | 13:02.809 | P 17.95 | 11:04.069 | 10:43:42.752 | |
| 2 - | OUTLAP | 51.376 | 53.216 | 131.1 | 2:29.903 | 93.76 | 31.163 | 10:46:12.655 | |
| 3 - | 33.811 | 42.673 | 45.157 | 179.1 | 2:01.641 | 115.55 | 2.901 | 10:48:14.296 | |
| 4 - | 33.525 | 42.709 | IN PIT | 177.5 | 3:37.825 | P 64.52 | 1:39.085 | 10:51:52.121 | |
| 5 - | OUTLAP | 41.719 | 44.668 | 135.1 | 2:13.574 | 105.23 | 14.834 | 10:54:05.695 | |
| 6 - | 33.184 | 42.051 | 44.492 | 178.3 | 1:59.727 | 117.40 | 0.987 | 10:56:05.422 | |
| 7 - | 33.294 | 41.702 | 44.473 | 178.3 | 1:59.469 | (3) 117.65 | 0.729 | 10:58:04.891 | |
| 8 - | 32.855 | 41.486 | 44.399 | 178.3 | 1:58.740 | (1) 118.37 | | 11:00:03.631 | |
| 9 - | 32.897 | 41.594 | 44.430 | 179.1 | 1:58.921 | (2) 118.19 | 0.181 | 11:02:02.552 | |

COPA NACIONAL

FP1 - SECTOR ANALYSIS



SECTOR 1 = FL to I1, SECTOR 2 = I1 to I2, SECTOR 3 = I2 to I3, SECTOR 4 = I3 to FL, DIFF = Difference To Personal Best Lap, P = Crossed Finish Line in Pit Lane, D = Time Disallowed

| P4 42 | | Mariano Alonso GENTILE | | Renault CLIO CUP V - MOTORISMO RACING TEAM | | | | |
|---------------------------|---------------|-------------------------------|---------------|--|---------------------|---------------|----------|---------------------|
| IDEAL LAP TIME : 1:59.031 | | BEST LAP TIME : 1:59.122 | | DIFFERENCE : 0.091 | | | | |
| LAP | SECTOR 1 | SECTOR 2 | SECTOR 3 | SPEED TRAP | LAP TIME | KPH | DIFF | TIME OF DAY |
| 1 - | OUTLAP | 45.981 | 46.326 | 121.4 | 2:14.898 | 104.19 | 15.776 | 10:32:44.375 |
| 2 - | 33.225 | 42.213 | 44.979 | 178.3 | 2:00.417 | 116.72 | 1.295 | 10:34:44.792 |
| 3 - | 32.834 | 41.753 | 44.830 | 179.1 | 1:59.417 (3) | 117.70 | 0.295 | 10:36:44.209 |
| 4 - | 33.194 | 41.881 | 45.085 | 180.0 | 2:00.160 | 116.97 | 1.038 | 10:38:44.369 |
| 5 - | 32.662 | 41.668 | 44.898 | 180.0 | 1:59.228 (2) | 117.89 | 0.106 | 10:40:43.597 |
| 6 - | 32.832 | 42.011 | IN PIT | 179.1 | 3:45.047 P | 62.45 | 1:45.925 | 10:44:28.644 |
| 7 - | OUTLAP | 44.095 | 46.131 | 124.5 | 2:11.791 | 106.65 | 12.669 | 10:46:40.435 |
| 8 - | 32.646 | 41.710 | 44.766 | 181.6 | 1:59.122 (1) | 117.99 | | 10:48:39.557 |
| 9 - | 32.597 | 42.586 | 44.905 | 180.0 | 2:00.088 | 117.04 | 0.966 | 10:50:39.645 |
| 10 - | 32.759 | 41.813 | 44.958 | 180.0 | 1:59.530 | 117.59 | 0.408 | 10:52:39.175 |
| 11 - | 32.699 | 42.017 | IN PIT | 179.1 | 4:21.178 P | 53.81 | 2:22.056 | 10:57:00.353 |
| 12 - | OUTLAP | 41.826 | 44.807 | 122.9 | 2:05.688 | 111.83 | 6.566 | 10:59:06.041 |
| 13 - | 32.750 | 42.268 | 44.898 | 181.6 | 1:59.916 | 117.21 | 0.794 | 11:01:05.957 |

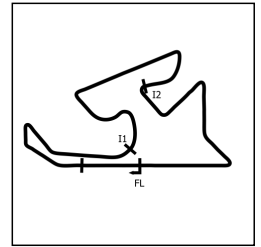
| P5 65 | | Fabien JULIA | | Renault CLIO CUP V - FABIEN JULIA | | | | |
|---------------------------|---------------|--------------------------|---------------|-----------------------------------|---------------------|---------------|--------|---------------------|
| IDEAL LAP TIME : 1:59.077 | | BEST LAP TIME : 1:59.237 | | DIFFERENCE : 0.160 | | | | |
| LAP | SECTOR 1 | SECTOR 2 | SECTOR 3 | SPEED TRAP | LAP TIME | KPH | DIFF | TIME OF DAY |
| 1 - | OUTLAP | 49.843 | 48.939 | 94.9 | 2:29.270 | 94.16 | 30.033 | 10:33:18.973 |
| 2 - | 34.265 | 43.858 | 45.819 | 167.0 | 2:03.942 | 113.40 | 4.705 | 10:35:22.915 |
| 3 - | 33.339 | 42.394 | 44.792 | 175.2 | 2:00.525 | 116.62 | 1.288 | 10:37:23.440 |
| 4 - | 33.225 | 42.019 | 44.982 | 178.3 | 2:00.226 | 116.91 | 0.989 | 10:39:23.666 |
| 5 - | 33.050 | 42.120 | 45.088 | 178.3 | 2:00.258 | 116.88 | 1.021 | 10:41:23.924 |
| 6 - | 38.596 | 1:01.302 | 48.932 | 180.8 | 2:28.830 | 94.44 | 29.593 | 10:43:52.754 |
| 7 - | 33.095 | 42.328 | 44.523 | 178.3 | 1:59.946 | 117.18 | 0.709 | 10:45:52.700 |
| 8 - | 32.934 | 42.068 | 44.485 | 179.1 | 1:59.487 (3) | 117.63 | 0.250 | 10:47:52.187 |
| 9 - | 33.316 | 43.089 | 44.543 | 180.8 | 2:00.948 | 116.21 | 1.711 | 10:49:53.135 |
| 10 - | 32.772 | 42.215 | 44.563 | 178.3 | 1:59.550 | 117.57 | 0.313 | 10:51:52.685 |
| 11 - | 32.841 | 42.297 | 44.474 | 179.1 | 1:59.612 | 117.51 | 0.375 | 10:53:52.297 |
| 12 - | 32.911 | 41.971 | 44.403 | 177.5 | 1:59.285 (2) | 117.83 | 0.048 | 10:55:51.582 |
| 13 - | 33.173 | 42.173 | 44.617 | 177.5 | 1:59.963 | 117.17 | 0.726 | 10:57:51.545 |
| 14 - | 33.035 | 41.938 | 44.817 | 178.3 | 1:59.790 | 117.34 | 0.553 | 10:59:51.335 |
| 15 - | 32.827 | 42.043 | 44.367 | 176.7 | 1:59.237 (1) | 117.88 | | 11:01:50.572 |

| P6 17 | | Nicolas Abella ROMERO | | Renault CLIO CUP V - ESCUDERIA LA CORUÑA | | | | |
|---------------------------|---------------|------------------------------|---------------|--|---------------------|---------------|-------|---------------------|
| IDEAL LAP TIME : 1:59.177 | | BEST LAP TIME : 1:59.426 | | DIFFERENCE : 0.249 | | | | |
| LAP | SECTOR 1 | SECTOR 2 | SECTOR 3 | SPEED TRAP | LAP TIME | KPH | DIFF | TIME OF DAY |
| 1 - | OUTLAP | 43.163 | 45.428 | 138.4 | 2:09.400 | 108.62 | 9.974 | 10:48:53.732 |
| 2 - | 33.443 | 42.509 | 44.637 | 177.5 | 2:00.589 | 116.56 | 1.163 | 10:50:54.321 |
| 3 - | 32.911 | 41.955 | 44.565 | 178.3 | 1:59.431 (2) | 117.69 | 0.005 | 10:52:53.752 |
| 4 - | 32.983 | 41.885 | 44.558 | 179.1 | 1:59.426 (1) | 117.69 | | 10:54:53.178 |
| 5 - | 38.301 | 46.058 | 44.663 | 178.3 | 2:09.022 | 108.94 | 9.596 | 10:57:02.200 |
| 6 - | 32.888 | 41.737 | 44.942 | 177.5 | 1:59.567 (3) | 117.55 | 0.141 | 10:59:01.767 |
| 7 - | 35.733 | 42.031 | 44.552 | 167.7 | 2:02.316 | 114.91 | 2.890 | 11:01:04.083 |

| P7 23 | | Jose Antonio Gomez GUTIERREZ | | Renault CLIO CUP V - A.SCHIMPF TEAM | | | | |
|---------------------------|---------------|-------------------------------------|---------------|-------------------------------------|---------------------|---------------|-----------|---------------------|
| IDEAL LAP TIME : 1:59.579 | | BEST LAP TIME : 1:59.994 | | DIFFERENCE : 0.415 | | | | |
| LAP | SECTOR 1 | SECTOR 2 | SECTOR 3 | SPEED TRAP | LAP TIME | KPH | DIFF | TIME OF DAY |
| 1 - | OUTLAP | 52.155 | IN PIT | 87.2 | 12:21.227 P | 18.96 | 10:21.233 | 10:42:38.778 |
| 2 - | OUTLAP | 47.457 | 46.451 | 115.7 | 2:15.985 | 103.36 | 15.991 | 10:44:54.763 |
| 3 - | 34.321 | 43.766 | 45.132 | 180.0 | 2:03.219 | 114.07 | 3.225 | 10:46:57.982 |
| 4 - | 34.040 | 42.786 | 44.850 | 179.1 | 2:01.676 | 115.52 | 1.682 | 10:48:59.658 |
| 5 - | 33.693 | 43.157 | 45.016 | 179.1 | 2:01.866 | 115.34 | 1.872 | 10:51:01.524 |
| 6 - | 33.342 | 42.644 | 44.740 | 180.0 | 2:00.726 | 116.43 | 0.732 | 10:53:02.250 |
| 7 - | 33.470 | 42.276 | 44.532 | 179.1 | 2:00.278 (2) | 116.86 | 0.284 | 10:55:02.528 |
| 8 - | 33.080 | 42.671 | 44.963 | 179.1 | 2:00.714 (3) | 116.44 | 0.720 | 10:57:03.242 |
| 9 - | 33.096 | 42.236 | 44.662 | 180.8 | 1:59.994 (1) | 117.14 | | 10:59:03.236 |
| 10 - | 32.811 | 44.406 | 44.662 | 179.1 | 2:01.879 | 115.32 | 1.885 | 11:01:05.115 |

COPA NACIONAL

FP1 - SECTOR ANALYSIS



SECTOR 1 = FL to I1, SECTOR 2 = I1 to I2 SECTOR 3 = I2 to I3, SECTOR 4 = I3 to FL, DIFF = Difference To Personal Best Lap, P = Crossed Finish Line in Pit Lane, D = Time Disallowed

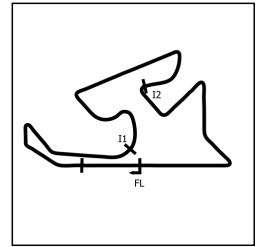
| P8 66 | | Alejandro Romero BEIRO | | | Renault CLIO CUP V - MOTOR CLUB SABADELL | | | |
|---------------------------|---------------|-------------------------------|---------------|--------------------|--|---------------|--------|---------------------|
| IDEAL LAP TIME : 1:59.873 | | BEST LAP TIME : 2:00.300 | | DIFFERENCE : 0.427 | | | | |
| LAP | SECTOR 1 | SECTOR 2 | SECTOR 3 | SPEED TRAP | LAP TIME | KPH | DIFF | TIME OF DAY |
| 1 - | OUTLAP | 52.076 | 48.666 | 85.1 | 2:30.971 | 93.10 | 30.671 | 10:32:49.886 |
| 2 - | 36.214 | 46.440 | 48.333 | 150.5 | 2:10.987 | 107.30 | 10.687 | 10:35:00.873 |
| 3 - | 34.195 | 43.082 | 45.307 | 175.2 | 2:02.584 | 114.66 | 2.284 | 10:37:03.457 |
| 4 - | 33.281 | 43.107 | 45.002 | 179.1 | 2:01.390 | 115.79 | 1.090 | 10:39:04.847 |
| 5 - | 33.112 | 42.657 | 45.039 | 180.0 | 2:00.808 | 116.35 | 0.508 | 10:41:05.655 |
| 6 - | 33.130 | 50.939 | 50.270 | 180.0 | 2:14.339 | 104.63 | 14.039 | 10:43:19.994 |
| 7 - | 32.703 | 42.766 | 44.831 | 180.8 | 2:00.300 (1) | 116.84 | | 10:45:20.294 |
| 8 - | 32.939 | 42.402 | 45.569 | 180.8 | 2:00.910 | 116.25 | 0.610 | 10:47:21.204 |
| 9 - | 34.011 | 44.217 | 45.552 | 181.6 | 2:03.780 | 113.55 | 3.480 | 10:49:24.984 |
| 10 - | 32.883 | 42.726 | 44.768 | 180.0 | 2:00.377 (2) | 116.76 | 0.077 | 10:51:25.361 |
| 11 - | 33.200 | 43.735 | 47.388 | 181.6 | 2:04.323 | 113.06 | 4.023 | 10:53:29.684 |
| 12 - | 33.024 | 42.773 | 44.872 | 180.8 | 2:00.669 | 116.48 | 0.369 | 10:55:30.353 |
| 13 - | 32.721 | 42.406 | 45.305 | 179.1 | 2:00.432 (3) | 116.71 | 0.132 | 10:57:30.785 |
| 14 - | 33.011 | 42.763 | 45.341 | 179.1 | 2:01.115 | 116.05 | 0.815 | 10:59:31.900 |
| 15 - | 32.881 | 42.798 | 45.939 | 179.1 | 2:01.618 | 115.57 | 1.318 | 11:01:33.518 |

| P9 8 | | Joaquín Rodrigo PEREZ | | | Renault CLIO CUP V - AUTOMÓVIL CLUB ZARAGOZA | | | |
|---------------------------|---------------|------------------------------|---------------|--------------------|--|---------------|----------|---------------------|
| IDEAL LAP TIME : 2:00.792 | | BEST LAP TIME : 2:01.030 | | DIFFERENCE : 0.238 | | | | |
| LAP | SECTOR 1 | SECTOR 2 | SECTOR 3 | SPEED TRAP | LAP TIME | KPH | DIFF | TIME OF DAY |
| 1 - | OUTLAP | 48.240 | IN PIT | 88.0 | 3:16.883 P | 71.39 | 1:15.853 | 10:36:10.192 |
| 2 - | OUTLAP | 44.189 | 46.227 | 133.3 | 2:10.118 | 108.02 | 9.088 | 10:38:20.310 |
| 3 - | 33.786 | 44.173 | 45.603 | 180.0 | 2:03.562 | 113.75 | 2.532 | 10:40:23.872 |
| 4 - | 33.518 | 43.573 | IN PIT | 179.1 | 3:33.518 P | 65.83 | 1:32.488 | 10:43:57.390 |
| 5 - | OUTLAP | 50.696 | 47.238 | 135.6 | 2:19.862 | 100.50 | 18.832 | 10:46:17.252 |
| 6 - | 33.392 | 43.097 | 45.520 | 180.8 | 2:02.009 | 115.20 | 0.979 | 10:48:19.261 |
| 7 - | 33.189 | 42.666 | 45.175 | 180.0 | 2:01.030 (1) | 116.13 | | 10:50:20.291 |
| 8 - | 32.991 | 42.922 | 45.202 | 180.8 | 2:01.115 (2) | 116.05 | 0.085 | 10:52:21.406 |
| 9 - | 33.038 | 47.815 | 54.757 | 181.6 | 2:15.610 | 103.65 | 14.580 | 10:54:37.016 |
| 10 - | 33.148 | 42.819 | 45.562 | 180.8 | 2:01.529 (3) | 115.66 | 0.499 | 10:56:38.545 |
| 11 - | 32.951 | 43.286 | 46.088 | 179.1 | 2:02.325 | 114.90 | 1.295 | 10:58:40.870 |
| 12 - | 38.706 | 45.779 | 54.066 | 144.0 | 2:18.551 | 101.45 | 17.521 | 11:00:59.421 |

| P10 21 | | Lydia Sempere FRANCES | | | Renault CLIO CUP V - A.SCHIMPF TEAM | | | |
|---------------------------|---------------|------------------------------|---------------|--------------------|-------------------------------------|---------------|----------|---------------------|
| IDEAL LAP TIME : 2:01.158 | | BEST LAP TIME : 2:01.211 | | DIFFERENCE : 0.053 | | | | |
| LAP | SECTOR 1 | SECTOR 2 | SECTOR 3 | SPEED TRAP | LAP TIME | KPH | DIFF | TIME OF DAY |
| 1 - | OUTLAP | 52.566 | IN PIT | 84.2 | 3:06.543 P | 75.35 | 1:05.332 | 10:33:21.838 |
| 2 - | OUTLAP | 46.645 | 48.842 | 126.9 | 2:26.190 | 96.15 | 24.979 | 10:35:48.028 |
| 3 - | 35.485 | 45.340 | 46.403 | 167.7 | 2:07.228 | 110.48 | 6.017 | 10:37:55.256 |
| 4 - | 34.562 | 43.977 | 46.877 | 176.0 | 2:05.416 | 112.07 | 4.205 | 10:40:00.672 |
| 5 - | 34.237 | 43.701 | 46.269 | 173.6 | 2:04.207 | 113.16 | 2.996 | 10:42:04.879 |
| 6 - | 34.287 | 43.166 | 45.858 | 177.5 | 2:03.311 | 113.98 | 2.100 | 10:44:08.190 |
| 7 - | 33.741 | 43.494 | 45.912 | 178.3 | 2:03.147 | 114.14 | 1.936 | 10:46:11.337 |
| 8 - | 33.582 | 43.044 | 45.792 | 179.1 | 2:02.418 | 114.82 | 1.207 | 10:48:13.755 |
| 9 - | 33.509 | 44.326 | 46.276 | 179.1 | 2:04.111 | 113.25 | 2.900 | 10:50:17.866 |
| 10 - | 33.542 | 42.829 | 45.338 | 178.3 | 2:01.709 (3) | 115.49 | 0.498 | 10:52:19.575 |
| 11 - | 33.299 | 44.553 | 45.896 | 179.1 | 2:03.748 | 113.58 | 2.537 | 10:54:23.323 |
| 12 - | 33.461 | 43.147 | 45.463 | 178.3 | 2:02.071 | 115.14 | 0.860 | 10:56:25.394 |
| 13 - | 33.359 | 42.560 | 45.380 | 178.3 | 2:01.299 (2) | 115.88 | 0.088 | 10:58:26.693 |
| 14 - | 33.293 | 42.613 | 45.305 | 179.1 | 2:01.211 (1) | 115.96 | | 11:00:27.904 |

COPA NACIONAL

FP1 - SECTOR ANALYSIS



SECTOR 1 = FL to I1, SECTOR 2 = I1 to I2 SECTOR 3 = I2 to I3, SECTOR 4 = I3 to FL, DIFF = Difference To Personal Best Lap, P = Crossed Finish Line in Pit Lane, D = Time Disallowed

| P11 30 | | Sergio Cabal DIEZ | | | Renault CLIO CUP V - RASANTE SPORT | | | |
|---------------------------|---------------|--------------------------|---------------|--------------------|------------------------------------|---------------|----------|---------------------|
| IDEAL LAP TIME : 2:01.517 | | BEST LAP TIME : 2:01.807 | | DIFFERENCE : 0.290 | | | | |
| LAP | SECTOR 1 | SECTOR 2 | SECTOR 3 | SPEED TRAP | LAP TIME | KPH | DIFF | TIME OF DAY |
| 1 - | OUTLAP | 44.945 | 46.407 | 97.7 | 2:15.591 | 103.66 | 13.784 | 10:37:14.179 |
| 2 - | 35.512 | 42.785 | 45.771 | 151.7 | 2:04.068 | 113.29 | 2.261 | 10:39:18.247 |
| 3 - | 34.768 | 42.560 | 46.284 | 165.0 | 2:03.612 | 113.71 | 1.805 | 10:41:21.859 |
| 4 - | 35.900 | 43.469 | IN PIT | 159.6 | 4:24.779 P | 53.08 | 2:22.972 | 10:45:46.638 |
| 5 - | OUTLAP | 42.705 | 45.182 | 138.9 | 2:08.182 | 109.65 | 6.375 | 10:47:54.820 |
| 6 - | 33.972 | 42.363 | 45.472 | 175.2 | 2:01.807 (1) | 115.39 | | 10:49:56.627 |
| 7 - | 34.152 | 42.571 | 45.655 | 176.0 | 2:02.378 (2) | 114.85 | 0.571 | 10:51:59.005 |
| 8 - | 34.326 | 43.041 | 45.971 | 172.9 | 2:03.338 | 113.96 | 1.531 | 10:54:02.343 |
| 9 - | 34.957 | 45.256 | 45.465 | 150.0 | 2:05.678 | 111.84 | 3.871 | 10:56:08.021 |
| 10 - | 34.460 | 42.864 | 45.528 | 169.9 | 2:02.852 | 114.41 | 1.045 | 10:58:10.873 |
| 11 - | 34.468 | 42.549 | 45.752 | 168.5 | 2:02.769 (3) | 114.49 | 0.962 | 11:00:13.642 |

| P12 64 | | Gabriel O. Alonso GENTIL | | | Renault CLIO CUP V - MOTORISMO RACING TEAM | | | |
|---------------------------|---------------|---------------------------------|---------------|--------------------|--|---------------|--------|---------------------|
| IDEAL LAP TIME : 2:02.239 | | BEST LAP TIME : 2:02.268 | | DIFFERENCE : 0.029 | | | | |
| LAP | SECTOR 1 | SECTOR 2 | SECTOR 3 | SPEED TRAP | LAP TIME | KPH | DIFF | TIME OF DAY |
| 1 - | OUTLAP | 49.702 | 51.154 | 98.2 | 2:34.473 | 90.99 | 32.205 | 10:33:12.883 |
| 2 - | 36.743 | 45.352 | 47.926 | 160.3 | 2:10.021 | 108.10 | 7.753 | 10:35:22.904 |
| 3 - | 35.982 | 44.118 | 46.603 | 155.2 | 2:06.703 | 110.93 | 4.435 | 10:37:29.607 |
| 4 - | 34.640 | 43.694 | 46.529 | 174.4 | 2:04.863 | 112.57 | 2.595 | 10:39:34.470 |
| 5 - | 34.728 | 43.377 | 45.928 | 173.6 | 2:04.033 | 113.32 | 1.765 | 10:41:38.503 |
| 6 - | 34.704 | 43.099 | 45.714 | 173.6 | 2:03.517 (3) | 113.79 | 1.249 | 10:43:42.020 |
| 7 - | 34.477 | 43.535 | 46.082 | 175.2 | 2:04.094 | 113.27 | 1.826 | 10:45:46.114 |
| 8 - | 35.125 | 43.129 | 46.418 | 173.6 | 2:04.672 | 112.74 | 2.404 | 10:47:50.786 |
| 9 - | 34.366 | 44.111 | 45.433 | 173.6 | 2:03.910 | 113.43 | 1.642 | 10:49:54.696 |
| 10 - | 34.284 | 43.189 | 46.055 | 170.6 | 2:03.528 | 113.78 | 1.260 | 10:51:58.224 |
| 11 - | 34.163 | 43.412 | 45.995 | 176.7 | 2:03.570 | 113.75 | 1.302 | 10:54:01.794 |
| 12 - | 38.722 | 43.889 | 45.951 | 139.4 | 2:08.562 | 109.33 | 6.294 | 10:56:10.356 |
| 13 - | 34.241 | 43.110 | 45.775 | 176.7 | 2:03.126 (2) | 114.16 | 0.858 | 10:58:13.482 |
| 14 - | 33.826 | 42.980 | 45.462 | 177.5 | 2:02.268 (1) | 114.96 | | 11:00:15.750 |

| P13 10 | | Maximo Varela ORTIZ | | | Renault CLIO CUP V - ESCUDERIA LA CORUÑA | | | |
|---------------------------|---------------|----------------------------|---------------|--------------------|--|---------------|----------|---------------------|
| IDEAL LAP TIME : 2:07.170 | | BEST LAP TIME : 2:07.170 | | DIFFERENCE : 0.000 | | | | |
| LAP | SECTOR 1 | SECTOR 2 | SECTOR 3 | SPEED TRAP | LAP TIME | KPH | DIFF | TIME OF DAY |
| 1 - | OUTLAP | 54.366 | 51.020 | 95.8 | 2:35.426 | 90.43 | 28.256 | 10:33:30.716 |
| 2 - | 39.223 | 48.399 | IN PIT | 139.4 | 5:29.343 P | 42.67 | 3:22.173 | 10:39:00.059 |
| 3 - | OUTLAP | 48.349 | 47.824 | 86.8 | 2:20.998 | 99.69 | 13.828 | 10:41:21.057 |
| 4 - | 36.240 | 46.498 | 47.281 | 154.0 | 2:10.019 (2) | 108.10 | 2.849 | 10:43:31.076 |
| 5 - | 35.787 | 44.743 | 46.640 | 151.7 | 2:07.170 (1) | 110.53 | | 10:45:38.246 |

COPA NACIONAL

FP1 - BEST SECTORS

| SECTOR 1 | | | SECTOR 2 | | | SECTOR 3 | | | IDEAL / BEST COMPARISON | | | | | | |
|----------|-----|-----------|----------|-----|-----------|----------|-----|-----------|-------------------------|-----|-----|-----------|--------------------|-----------------|-------|
| POS | NO | NAME | TIME | NO | NAME | TIME | NO | NAME | TIME | POS | NO | NAME | IDEAL | BEST | DIFF |
| | | | | | | | | | | | | | PERFECT LAP | 1:57.738 | |
| 1 | 3 | POUGET | 32.250 | 3 | POUGET | 41.242 | 3 | POUGET | 44.246 | 1 | 3 | POUGET | 1:57.738 | 1:57.886 | 0.148 |
| 2 | 42 | GENTILE | 32.597 | 111 | GONZÁLEZ | 41.472 | 111 | GONZÁLEZ | 44.317 | 2 | 111 | GONZÁLEZ | 1:58.430 | 1:58.600 | 0.170 |
| 3 | 111 | GONZÁLEZ | 32.641 | 41 | ESTRADA | 41.486 | 65 | JULIA | 44.367 | 3 | 41 | ESTRADA | 1:58.740 | 1:58.740 | 0.000 |
| 4 | 66 | BEIRO | 32.703 | 42 | GENTILE | 41.668 | 41 | ESTRADA | 44.399 | 4 | 42 | GENTILE | 1:59.031 | 1:59.122 | 0.091 |
| 5 | 65 | JULIA | 32.772 | 17 | ROMERO | 41.737 | 23 | GUTIERREZ | 44.532 | 5 | 65 | JULIA | 1:59.077 | 1:59.237 | 0.160 |
| 6 | 23 | GUTIERREZ | 32.811 | 65 | JULIA | 41.938 | 17 | ROMERO | 44.552 | 6 | 17 | ROMERO | 1:59.177 | 1:59.426 | 0.249 |
| 7 | 41 | ESTRADA | 32.855 | 23 | GUTIERREZ | 42.236 | 42 | GENTILE | 44.766 | 7 | 23 | GUTIERREZ | 1:59.579 | 1:59.994 | 0.415 |
| 8 | 17 | ROMERO | 32.888 | 30 | DIEZ | 42.363 | 66 | BEIRO | 44.768 | 8 | 66 | BEIRO | 1:59.873 | 2:00.300 | 0.427 |
| 9 | 8 | PEREZ | 32.951 | 66 | BEIRO | 42.402 | 8 | PEREZ | 45.175 | 9 | 8 | PEREZ | 2:00.792 | 2:01.030 | 0.238 |
| 10 | 21 | FRANCES | 33.293 | 21 | FRANCES | 42.560 | 30 | DIEZ | 45.182 | 10 | 21 | FRANCES | 2:01.158 | 2:01.211 | 0.053 |
| 11 | 64 | GENTIL | 33.826 | 8 | PEREZ | 42.666 | 21 | FRANCES | 45.305 | 11 | 30 | DIEZ | 2:01.517 | 2:01.807 | 0.290 |
| 12 | 30 | DIEZ | 33.972 | 64 | GENTIL | 42.980 | 64 | GENTIL | 45.433 | 12 | 64 | GENTIL | 2:02.239 | 2:02.268 | 0.029 |
| 13 | 10 | ORTIZ | 35.787 | 10 | ORTIZ | 44.743 | 10 | ORTIZ | 46.640 | 13 | 10 | ORTIZ | 2:07.170 | 2:07.170 | 0.000 |

COPA NACIONAL

FP1 - BEST SPEEDS

| POS | NO | NAME | VMAX | KPH |
|-----|-----|-----------|------|-------|
| 1 | 3 | POUGET | | 183.3 |
| 2 | 42 | GENTILE | | 181.6 |
| 3 | 66 | BEIRO | | 181.6 |
| 4 | 8 | PEREZ | | 181.6 |
| 5 | 65 | JULIA | | 180.8 |
| 6 | 23 | GUTIERREZ | | 180.8 |
| 7 | 111 | GONZÁLEZ | | 180.0 |
| 8 | 41 | ESTRADA | | 179.1 |
| 9 | 17 | ROMERO | | 179.1 |
| 10 | 21 | FRANCES | | 179.1 |
| 11 | 64 | GENTIL | | 177.5 |
| 12 | 30 | DIEZ | | 176.0 |
| 13 | 10 | ORTIZ | | 172.9 |

COPA NACIONAL

FP1 - STATISTICS

Competitors Started 13
Planned Start 2024-06-08 @ 10:30:00.000
Actual Start 2024-06-08 @ 10:30:03.872
Finish Time 2024-06-08 @ 11:00:04.739
Track Length 3.904km
Total Laps 151
Total Distance Covered 589.579km

Session Fastest Lap History

| NO | NAME | LAP TIME | TIME OF DAY | LAP | VEHICLE |
|----|--------------|-----------------|--------------|-----|--------------------|
| 3 | David POUGET | 1:59.405 | 10:34:43.067 | 2 | Renault CLIO CUP V |
| 3 | David POUGET | 1:58.763 | 10:36:41.831 | 3 | Renault CLIO CUP V |
| 3 | David POUGET | 1:58.604 | 10:38:40.434 | 4 | Renault CLIO CUP V |
| 3 | David POUGET | 1:58.229 | 10:48:38.017 | 8 | Renault CLIO CUP V |
| 3 | David POUGET | 1:57.886 | 10:50:35.902 | 9 | Renault CLIO CUP V |

Flag History

| TYPE | TIME OF DAY |
|--------|--------------|
| GREEN | 10:30:03.872 |
| FINISH | 11:00:04.739 |

Flag Statistics

| TYPE | COUNT | TOTAL LAPS | TOTAL TIME |
|------------|-------|------------|------------|
| Green | 1 | 15 | 32:37.051 |
| Red | 0 | 0 | 0.000 |
| Safety Car | 0 | 0 | 0.000 |
| FCY | 0 | 0 | 0.000 |

COPA NACIONAL

FP2 - CLASSIFICATION

| POS | NO | NAME | ENTRY | TIME | ON | LAPS | GAP | DIFF | KPH |
|-----|-----|------------------------------|--|----------|----|------|-------|-------|--------|
| 1 | 3 | David POUGET | Renault CLIO CUP V - DAVID POUGET | 1:58.338 | 14 | 14 | | | 118.78 |
| 2 | 17 | Nicolas Abella ROMERO | Renault CLIO CUP V - ESCUDERIA LA CORUÑA | 1:59.065 | 8 | 12 | 0.727 | 0.727 | 118.05 |
| 3 | 41 | Alejandro Iribas ESTRADA | Renault CLIO CUP V - ESCUDERIA LA CORUÑA | 1:59.071 | 5 | 14 | 0.733 | 0.006 | 118.04 |
| 4 | 65 | Fabien JULIA | Renault CLIO CUP V - FABIEN JULIA | 1:59.148 | 9 | 15 | 0.810 | 0.077 | 117.97 |
| 5 | 23 | Jose Antonio Gomez GUTIERREZ | Renault CLIO CUP V - A.SCHIMPF TEAM | 1:59.168 | 13 | 13 | 0.830 | 0.020 | 117.95 |
| 6 | 66 | Alejandro Romero BEIRO | Renault CLIO CUP V - MOTOR CLUB SABADELL | 1:59.284 | 10 | 14 | 0.946 | 0.116 | 117.83 |
| 7 | 42 | Mariano Alonso GENTILE | Renault CLIO CUP V - MOTORISMO RACING TEAM | 1:59.292 | 5 | 13 | 0.954 | 0.008 | 117.83 |
| 8 | 111 | Iván Hernández GONZÁLEZ | Renault CLIO CUP V - ESCUDERIA LA CORUÑA | 1:59.324 | 5 | 13 | 0.986 | 0.032 | 117.79 |
| 9 | 21 | Lydia Sempere FRANCES | Renault CLIO CUP V - A.SCHIMPF TEAM | 2:00.615 | 12 | 12 | 2.277 | 1.291 | 116.53 |
| 10 | 8 | Joaquín Rodrigo PEREZ | Renault CLIO CUP V - AUTOMÓVIL CLUB ZARAGOZA | 2:01.431 | 10 | 14 | 3.093 | 0.816 | 115.75 |
| 11 | 30 | Sergio Cabal DIEZ | Renault CLIO CUP V - RASANTE SPORT | 2:02.348 | 7 | 13 | 4.010 | 0.917 | 114.88 |
| 12 | 10 | Maximo Varela ORTIZ | Renault CLIO CUP V - ESCUDERIA LA CORUÑA | 2:02.631 | 10 | 11 | 4.293 | 0.283 | 114.62 |
| 13 | 64 | Gabriel O. Alonso GENTIL | Renault CLIO CUP V - MOTORISMO RACING TEAM | 2:02.808 | 7 | 12 | 4.470 | 0.177 | 114.45 |

Weather / Track : Bright / Dry

These results are provisional until the conclusion of any judicial and technical matters.

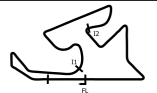
Date: 08/06/2024 Start: 12:15 Finish: 12:45

Circuito de Navarra: 3.904 km

Race Director:

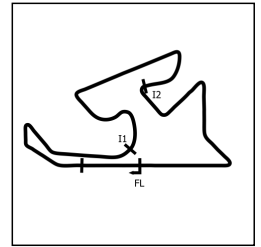
Stewards:

Chief of Timing:



COPA NACIONAL

FP2 - SECTOR ANALYSIS



SECTOR 1 = FL to I1, SECTOR 2 = I1 to I2, SECTOR 3 = I2 to I3, SECTOR 4 = I3 to FL, DIFF = Difference To Personal Best Lap, P = Crossed Finish Line in Pit Lane, D = Time Disallowed

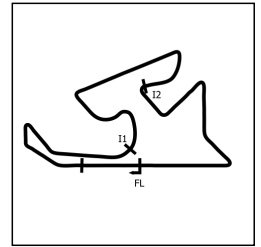
| P1 | | 3 | | David POUGET | | Renault CLIO CUP V - DAVID POUGET | | | |
|---------------------------|---------------|--------------------------|---------------|--------------------|-----------------|-----------------------------------|----------|---------------------|--|
| IDEAL LAP TIME : 1:58.256 | | BEST LAP TIME : 1:58.338 | | DIFFERENCE : 0.082 | | | | | |
| LAP | SECTOR 1 | SECTOR 2 | SECTOR 3 | SPEED TRAP | LAP TIME | KPH | DIFF | TIME OF DAY | |
| 1 - | OUTLAP | 44.394 | 46.582 | 115.7 | 2:14.273 | 104.68 | 15.935 | 12:17:50.312 | |
| 2 - | 32.814 | 41.858 | 44.464 | 180.8 | 1:59.136 | 117.98 | 0.798 | 12:19:49.448 | |
| 3 - | 32.733 | 41.479 | 44.833 | 180.8 | 1:59.045 | 118.07 | 0.707 | 12:21:48.493 | |
| 4 - | 32.399 | 41.519 | 44.688 | 181.6 | 1:58.606 | 118.51 | 0.268 | 12:23:47.099 | |
| 5 - | 32.390 | 41.535 | 44.461 | 180.0 | 1:58.386 | (2) 118.73 | 0.048 | 12:25:45.485 | |
| 6 - | 32.578 | 41.810 | IN PIT | 180.0 | 3:33.888 | P 65.71 | 1:35.550 | 12:29:19.373 | |
| 7 - | OUTLAP | 43.234 | 45.782 | 116.8 | 2:11.435 | 106.94 | 13.097 | 12:31:30.808 | |
| 8 - | 32.440 | 41.649 | 44.637 | 182.4 | 1:58.726 | 118.39 | 0.388 | 12:33:29.534 | |
| 9 - | 32.638 | 41.858 | 44.634 | 182.4 | 1:59.130 | 117.99 | 0.792 | 12:35:28.664 | |
| 10 - | 32.545 | 41.446 | IN PIT | 181.6 | 3:14.306 | P 72.34 | 1:15.968 | 12:38:42.970 | |
| 11 - | OUTLAP | 49.974 | 49.565 | 127.7 | 2:19.145 | 101.01 | 20.807 | 12:41:02.115 | |
| 12 - | 32.466 | 41.405 | 44.619 | 180.8 | 1:58.490 | (3) 118.62 | 0.152 | 12:43:00.605 | |
| 13 - | 32.592 | 41.557 | 44.641 | 181.6 | 1:58.790 | 118.32 | 0.452 | 12:44:59.395 | |
| 14 - | 32.417 | 41.445 | 44.476 | 180.8 | 1:58.338 | (1) 118.78 | | 12:46:57.733 | |

| P2 | | 17 | | Nicolas Abella ROMERO | | Renault CLIO CUP V - ESCUDERIA LA CORUÑA | | | |
|---------------------------|---------------|--------------------------|---------------|-----------------------|-----------------|--|--------|---------------------|--|
| IDEAL LAP TIME : 1:58.543 | | BEST LAP TIME : 1:59.065 | | DIFFERENCE : 0.522 | | | | | |
| LAP | SECTOR 1 | SECTOR 2 | SECTOR 3 | SPEED TRAP | LAP TIME | KPH | DIFF | TIME OF DAY | |
| 1 - | OUTLAP | 46.400 | 46.369 | 92.5 | 2:26.833 | 95.72 | 27.768 | 12:19:32.307 | |
| 2 - | 33.109 | 41.897 | 47.342 | 176.0 | 2:02.348 | 114.88 | 3.283 | 12:21:34.655 | |
| 3 - | 32.984 | 41.527 | 44.725 | 176.7 | 1:59.236 | (3) 117.88 | 0.171 | 12:23:33.891 | |
| 4 - | 32.953 | 42.919 | 44.791 | 176.7 | 2:00.663 | 116.49 | 1.598 | 12:25:34.554 | |
| 5 - | 33.028 | 41.840 | 45.104 | 181.6 | 1:59.972 | 117.16 | 0.907 | 12:27:34.526 | |
| 6 - | 33.117 | 41.755 | 44.574 | 174.4 | 1:59.446 | 117.67 | 0.381 | 12:29:33.972 | |
| 7 - | 32.777 | 41.923 | 44.758 | 178.3 | 1:59.458 | 117.66 | 0.393 | 12:31:33.430 | |
| 8 - | 32.442 | 41.942 | 44.681 | 180.8 | 1:59.065 | (1) 118.05 | | 12:33:32.495 | |
| 9 - | 32.518 | 41.686 | 44.898 | 181.6 | 1:59.102 | (2) 118.01 | 0.037 | 12:35:31.597 | |
| 10 - | 32.836 | 41.867 | 46.963 | 183.3 | 2:01.666 | 115.53 | 2.601 | 12:37:33.263 | |
| 11 - | 40.883 | 42.817 | 44.811 | 126.9 | 2:08.511 | 109.37 | 9.446 | 12:39:41.774 | |
| 12 - | 32.829 | 41.847 | 44.925 | 178.3 | 1:59.601 | 117.52 | 0.536 | 12:41:41.375 | |

| P3 | | 41 | | Alejandro Iribas ESTRADA | | Renault CLIO CUP V - ESCUDERIA LA CORUÑA | | | |
|---------------------------|---------------|--------------------------|---------------|--------------------------|-----------------|--|----------|---------------------|--|
| IDEAL LAP TIME : 1:58.888 | | BEST LAP TIME : 1:59.071 | | DIFFERENCE : 0.183 | | | | | |
| LAP | SECTOR 1 | SECTOR 2 | SECTOR 3 | SPEED TRAP | LAP TIME | KPH | DIFF | TIME OF DAY | |
| 1 - | OUTLAP | 46.752 | 46.075 | 133.7 | 2:15.843 | 103.47 | 16.772 | 12:17:42.586 | |
| 2 - | 33.267 | 41.981 | 44.908 | 177.5 | 2:00.156 | 116.98 | 1.085 | 12:19:42.742 | |
| 3 - | 33.137 | 44.823 | 45.392 | 177.5 | 2:03.352 | 113.95 | 4.281 | 12:21:46.094 | |
| 4 - | 33.797 | 43.395 | 44.632 | 178.3 | 2:01.824 | 115.38 | 2.753 | 12:23:47.918 | |
| 5 - | 32.620 | 41.636 | 44.815 | 180.0 | 1:59.071 | (1) 118.04 | | 12:25:46.989 | |
| 6 - | 32.628 | 42.028 | 44.863 | 178.3 | 1:59.519 | (2) 117.60 | 0.448 | 12:27:46.508 | |
| 7 - | 32.912 | 42.081 | 44.863 | 176.7 | 1:59.856 | (3) 117.27 | 0.785 | 12:29:46.364 | |
| 8 - | 33.185 | 42.087 | 58.418 | 179.1 | 2:13.690 | 105.14 | 14.619 | 12:32:00.054 | |
| 9 - | 42.834 | 50.760 | IN PIT | 181.6 | 3:26.523 | P 68.06 | 1:27.452 | 12:35:26.577 | |
| 10 - | OUTLAP | 42.123 | 45.273 | 136.0 | 2:14.407 | 104.57 | 15.336 | 12:37:40.984 | |
| 11 - | 32.798 | 43.775 | 44.926 | 179.1 | 2:01.499 | 115.68 | 2.428 | 12:39:42.483 | |
| 12 - | 32.713 | 41.989 | 45.561 | 181.6 | 2:00.263 | 116.87 | 1.192 | 12:41:42.746 | |
| 13 - | 32.949 | 42.364 | 46.207 | 177.5 | 2:01.520 | 115.66 | 2.449 | 12:43:44.266 | |
| 14 - | 39.723 | 44.721 | 51.592 | 178.3 | 2:16.036 | 103.32 | 16.965 | 12:46:00.302 | |

COPA NACIONAL

FP2 - SECTOR ANALYSIS



SECTOR 1 = FL to I1, SECTOR 2 = I1 to I2, SECTOR 3 = I2 to I3, SECTOR 4 = I3 to FL, DIFF = Difference To Personal Best Lap, P = Crossed Finish Line in Pit Lane, D = Time Disallowed

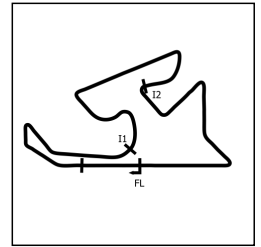
| P4 65 Fabien JULIA | | Renault CLIO CUP V - FABIEN JULIA | | | | | | |
|---------------------------|---------------|--|---------------|--------------------|---------------------|---------------|--------|---------------------|
| IDEAL LAP TIME : 1:58.889 | | BEST LAP TIME : 1:59.148 | | DIFFERENCE : 0.259 | | | | |
| LAP | SECTOR 1 | SECTOR 2 | SECTOR 3 | SPEED TRAP | LAP TIME | KPH | DIFF | TIME OF DAY |
| 1 - | OUTLAP | 52.715 | 46.812 | 92.0 | 2:30.658 | 93.29 | 31.510 | 12:17:52.111 |
| 2 - | 33.093 | 42.210 | 44.760 | 180.0 | 2:00.063 | 117.07 | 0.915 | 12:19:52.174 |
| 3 - | 32.844 | 41.913 | 44.789 | 179.1 | 1:59.546 | 117.57 | 0.398 | 12:21:51.720 |
| 4 - | 32.847 | 42.441 | 44.686 | 181.6 | 1:59.974 | 117.16 | 0.826 | 12:23:51.694 |
| 5 - | 32.622 | 42.077 | 44.727 | 177.5 | 1:59.426 (3) | 117.69 | 0.278 | 12:25:51.120 |
| 6 - | 32.945 | 41.973 | 44.548 | 178.3 | 1:59.466 | 117.65 | 0.318 | 12:27:50.586 |
| 7 - | 32.813 | 41.758 | 44.952 | 177.5 | 1:59.523 | 117.60 | 0.375 | 12:29:50.109 |
| 8 - | 32.893 | 41.896 | 44.799 | 178.3 | 1:59.588 | 117.53 | 0.440 | 12:31:49.697 |
| 9 - | 32.583 | 41.945 | 44.620 | 179.1 | 1:59.148 (1) | 117.97 | | 12:33:48.845 |
| 10 - | 32.801 | 53.473 | 51.822 | 179.1 | 2:18.096 | 101.78 | 18.948 | 12:36:06.941 |
| 11 - | 32.707 | 41.944 | 44.619 | 180.0 | 1:59.270 (2) | 117.85 | 0.122 | 12:38:06.211 |
| 12 - | 32.797 | 42.080 | 44.773 | 179.1 | 1:59.650 | 117.47 | 0.502 | 12:40:05.861 |
| 13 - | 32.751 | 42.229 | 44.790 | 178.3 | 1:59.770 | 117.35 | 0.622 | 12:42:05.631 |
| 14 - | 32.751 | 42.386 | 44.779 | 178.3 | 1:59.916 | 117.21 | 0.768 | 12:44:05.547 |
| 15 - | 32.830 | 41.899 | 44.896 | 177.5 | 1:59.625 | 117.50 | 0.477 | 12:46:05.172 |

| P5 23 Jose Antonio Gomez GUTIERREZ | | Renault CLIO CUP V - A.SCHIMPF TEAM | | | | | | |
|---|---------------|--|---------------|--------------------|---------------------|---------------|--------|---------------------|
| IDEAL LAP TIME : 1:58.817 | | BEST LAP TIME : 1:59.168 | | DIFFERENCE : 0.351 | | | | |
| LAP | SECTOR 1 | SECTOR 2 | SECTOR 3 | SPEED TRAP | LAP TIME | KPH | DIFF | TIME OF DAY |
| 1 - | OUTLAP | 43.953 | IN PIT | 122.6 | 2:28.845 P | 94.43 | 29.677 | 12:20:02.560 |
| 2 - | OUTLAP | 43.719 | 44.863 | 135.1 | 2:24.041 | 97.58 | 24.873 | 12:22:26.601 |
| 3 - | 33.296 | 42.258 | 44.730 | 179.1 | 2:00.284 | 116.85 | 1.116 | 12:24:26.885 |
| 4 - | 33.066 | 42.001 | 44.502 | 178.3 | 1:59.569 | 117.55 | 0.401 | 12:26:26.454 |
| 5 - | 45.621 | 59.568 | 55.093 | 144.0 | 2:40.282 | 87.69 | 41.114 | 12:29:06.736 |
| 6 - | 48.035 | 51.572 | 45.517 | 112.8 | 2:25.124 | 96.85 | 25.956 | 12:31:31.860 |
| 7 - | 32.596 | 42.052 | 44.620 | 185.9 | 1:59.268 (2) | 117.85 | 0.100 | 12:33:31.128 |
| 8 - | 32.619 | 42.060 | 44.609 | 186.7 | 1:59.288 (3) | 117.83 | 0.120 | 12:35:30.416 |
| 9 - | 32.589 | 41.979 | 44.733 | 183.3 | 1:59.301 | 117.82 | 0.133 | 12:37:29.717 |
| 10 - | 35.773 | 52.704 | 44.809 | 180.8 | 2:13.286 | 105.45 | 14.118 | 12:39:43.003 |
| 11 - | 32.651 | 42.252 | 45.363 | 184.1 | 2:00.266 | 116.87 | 1.098 | 12:41:43.269 |
| 12 - | 35.343 | 42.066 | 44.904 | 142.9 | 2:02.313 | 114.91 | 3.145 | 12:43:45.582 |
| 13 - | 32.554 | 41.761 | 44.853 | 181.6 | 1:59.168 (1) | 117.95 | | 12:45:44.750 |

| P6 66 Alejandro Romero BEIRO | | Renault CLIO CUP V - MOTOR CLUB SABADELL | | | | | | |
|-------------------------------------|---------------|---|---------------|--------------------|---------------------|---------------|----------|---------------------|
| IDEAL LAP TIME : 1:58.861 | | BEST LAP TIME : 1:59.284 | | DIFFERENCE : 0.423 | | | | |
| LAP | SECTOR 1 | SECTOR 2 | SECTOR 3 | SPEED TRAP | LAP TIME | KPH | DIFF | TIME OF DAY |
| 1 - | OUTLAP | 45.187 | 45.838 | 129.8 | 2:12.103 | 106.40 | 12.819 | 12:18:10.063 |
| 2 - | 32.970 | 42.566 | 44.664 | 180.8 | 2:00.200 | 116.94 | 0.916 | 12:20:10.263 |
| 3 - | 32.917 | 42.833 | 45.404 | 181.6 | 2:01.154 | 116.01 | 1.870 | 12:22:11.417 |
| 4 - | 33.005 | 42.691 | 45.058 | 179.1 | 2:00.754 | 116.40 | 1.470 | 12:24:12.171 |
| 5 - | 32.762 | 42.891 | 45.539 | 180.0 | 2:01.192 | 115.98 | 1.908 | 12:26:13.363 |
| 6 - | 32.796 | 42.621 | 45.109 | 180.0 | 2:00.526 | 116.62 | 1.242 | 12:28:13.889 |
| 7 - | 32.779 | 42.948 | 45.914 | 180.8 | 2:01.641 | 115.55 | 2.357 | 12:30:15.530 |
| 8 - | 33.451 | 45.363 | IN PIT | 180.8 | 3:44.788 P | 62.53 | 1:45.504 | 12:34:00.318 |
| 9 - | OUTLAP | 47.271 | 48.681 | 135.6 | 2:16.574 | 102.92 | 17.290 | 12:36:16.892 |
| 10 - | 32.730 | 42.067 | 44.487 | 182.4 | 1:59.284 (1) | 117.83 | | 12:38:16.176 |
| 11 - | 32.330 | 42.127 | 44.894 | 182.4 | 1:59.351 (2) | 117.77 | 0.067 | 12:40:15.527 |
| 12 - | 33.192 | 1:01.462 | 52.018 | 180.8 | 2:26.672 | 95.83 | 27.388 | 12:42:42.199 |
| 13 - | 32.307 | 42.642 | 44.911 | 182.4 | 1:59.860 (3) | 117.27 | 0.576 | 12:44:42.059 |
| 14 - | 32.617 | 42.460 | 45.151 | 180.0 | 2:00.228 | 116.91 | 0.944 | 12:46:42.287 |

COPA NACIONAL

FP2 - SECTOR ANALYSIS



SECTOR 1 = FL to I1, SECTOR 2 = I1 to I2, SECTOR 3 = I2 to I3, SECTOR 4 = I3 to FL, DIFF = Difference To Personal Best Lap, P = Crossed Finish Line in Pit Lane, D = Time Disallowed

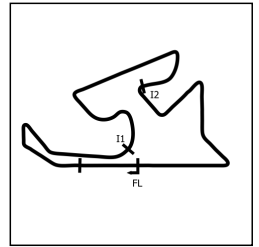
| P7 42 | | Mariano Alonso GENTILE | | Renault CLIO CUP V - MOTORISMO RACING TEAM | | | | |
|---------------------------|---------------|-------------------------------|---------------|--|---------------------|---------------|----------|---------------------|
| IDEAL LAP TIME : 1:59.189 | | BEST LAP TIME : 1:59.292 | | DIFFERENCE : 0.103 | | | | |
| LAP | SECTOR 1 | SECTOR 2 | SECTOR 3 | SPEED TRAP | LAP TIME | KPH | DIFF | TIME OF DAY |
| 1 - | OUTLAP | 44.574 | 46.644 | 116.8 | 2:13.404 | 105.36 | 14.112 | 12:17:50.883 |
| 2 - | 32.764 | 42.070 | 45.084 | 180.0 | 1:59.918 | 117.21 | 0.626 | 12:19:50.801 |
| 3 - | 32.648 | 42.244 | 44.942 | 180.0 | 1:59.834 (3) | 117.29 | 0.542 | 12:21:50.635 |
| 4 - | 32.744 | 42.782 | 46.460 | 180.0 | 2:01.986 | 115.22 | 2.694 | 12:23:52.621 |
| 5 - | 32.442 | 41.946 | 44.904 | 180.8 | 1:59.292 (1) | 117.83 | | 12:25:51.913 |
| 6 - | 32.643 | 41.972 | IN PIT | 180.8 | 3:28.272 P | 67.48 | 1:28.980 | 12:29:20.185 |
| 7 - | OUTLAP | 43.399 | 45.853 | 117.8 | 2:11.206 | 107.13 | 11.914 | 12:31:31.391 |
| 8 - | 32.465 | 41.843 | 45.050 | 181.6 | 1:59.358 (2) | 117.76 | 0.066 | 12:33:30.749 |
| 9 - | 33.462 | 42.035 | 45.006 | 182.4 | 2:00.503 | 116.64 | 1.211 | 12:35:31.252 |
| 10 - | 33.755 | 42.097 | IN PIT | 183.3 | 3:13.473 P | 72.65 | 1:14.181 | 12:38:44.725 |
| 11 - | OUTLAP | 50.123 | 49.619 | 137.9 | 2:17.876 | 101.94 | 18.584 | 12:41:02.601 |
| 12 - | 32.696 | 41.981 | 45.241 | 182.4 | 1:59.918 | 117.21 | 0.626 | 12:43:02.519 |
| 13 - | 32.881 | 44.675 | 49.000 | 180.8 | 2:06.556 | 111.06 | 7.264 | 12:45:09.075 |

| P8 111 | | Iván Hernández GONZALEZ | | Renault CLIO CUP V - ESCUDERIA LA CORUÑA | | | | |
|---------------------------|---------------|--------------------------------|---------------|--|---------------------|---------------|----------|---------------------|
| IDEAL LAP TIME : 1:59.101 | | BEST LAP TIME : 1:59.324 | | DIFFERENCE : 0.223 | | | | |
| LAP | SECTOR 1 | SECTOR 2 | SECTOR 3 | SPEED TRAP | LAP TIME | KPH | DIFF | TIME OF DAY |
| 1 - | OUTLAP | 42.975 | 45.671 | 124.9 | 2:10.752 | 107.50 | 11.428 | 12:17:35.822 |
| 2 - | 32.903 | 42.151 | 44.959 | 179.1 | 2:00.013 | 117.12 | 0.689 | 12:19:35.835 |
| 3 - | 33.004 | 41.872 | 44.717 | 178.3 | 1:59.593 (3) | 117.53 | 0.269 | 12:21:35.428 |
| 4 - | 32.920 | 41.736 | 44.759 | 181.6 | 1:59.415 (2) | 117.70 | 0.091 | 12:23:34.843 |
| 5 - | 32.757 | 41.711 | 44.856 | 180.0 | 1:59.324 (1) | 117.79 | | 12:25:34.167 |
| 6 - | 33.040 | 41.739 | 45.978 | 177.5 | 2:00.757 | 116.40 | 1.433 | 12:27:34.924 |
| 7 - | 33.049 | 42.164 | 45.053 | 165.0 | 2:00.266 | 116.87 | 0.942 | 12:29:35.190 |
| 8 - | 32.673 | 41.798 | IN PIT | 180.0 | 5:33.455 P | 42.15 | 3:34.131 | 12:35:08.645 |
| 9 - | OUTLAP | 41.951 | 44.752 | 134.2 | 2:06.212 | 111.36 | 6.888 | 12:37:14.857 |
| 10 - | 32.675 | 42.299 | 44.921 | 181.6 | 1:59.895 | 117.23 | 0.571 | 12:39:14.752 |
| 11 - | 32.930 | 42.014 | 45.134 | 180.0 | 2:00.078 | 117.05 | 0.754 | 12:41:14.830 |
| 12 - | 33.347 | 42.003 | 45.117 | 179.1 | 2:00.467 | 116.68 | 1.143 | 12:43:15.297 |
| 13 - | 32.859 | 42.233 | 45.287 | 178.3 | 2:00.379 | 116.76 | 1.055 | 12:45:15.676 |

| P9 21 | | Lydia Sempere FRANCES | | Renault CLIO CUP V - A.SCHIMPF TEAM | | | | |
|---------------------------|---------------|------------------------------|---------------|-------------------------------------|---------------------|---------------|--------|---------------------|
| IDEAL LAP TIME : 2:00.166 | | BEST LAP TIME : 2:00.615 | | DIFFERENCE : 0.449 | | | | |
| LAP | SECTOR 1 | SECTOR 2 | SECTOR 3 | SPEED TRAP | LAP TIME | KPH | DIFF | TIME OF DAY |
| 1 - | OUTLAP | 53.642 | 53.883 | 90.6 | 2:36.675 | 89.71 | 36.060 | 12:19:35.856 |
| 2 - | 39.276 | 47.726 | 48.200 | 111.5 | 2:15.202 | 103.96 | 14.587 | 12:21:51.058 |
| 3 - | 36.380 | 46.244 | 47.991 | 151.1 | 2:10.615 | 107.61 | 10.000 | 12:24:01.673 |
| 4 - | 34.588 | 43.557 | 45.457 | 179.1 | 2:03.602 | 113.72 | 2.987 | 12:26:05.275 |
| 5 - | 33.823 | 42.860 | 45.266 | 179.1 | 2:01.949 | 115.26 | 1.334 | 12:28:07.224 |
| 6 - | 33.280 | 42.986 | 45.000 | 180.0 | 2:01.266 | 115.91 | 0.651 | 12:30:08.490 |
| 7 - | 33.124 | 42.806 | 45.139 | 180.0 | 2:01.069 | 116.10 | 0.454 | 12:32:09.559 |
| 8 - | 33.297 | 42.574 | 45.151 | 180.8 | 2:01.022 | 116.14 | 0.407 | 12:34:10.581 |
| 9 - | 33.178 | 43.911 | 46.032 | 180.8 | 2:03.121 | 114.16 | 2.506 | 12:36:13.702 |
| 10 - | 33.124 | 42.686 | 44.919 | 180.8 | 2:00.729 (2) | 116.42 | 0.114 | 12:38:14.431 |
| 11 - | 32.979 | 42.740 | 45.148 | 180.0 | 2:00.867 (3) | 116.29 | 0.252 | 12:40:15.298 |
| 12 - | 33.035 | 42.268 | 45.312 | 180.0 | 2:00.615 (1) | 116.53 | | 12:42:15.913 |

COPA NACIONAL

FP2 - SECTOR ANALYSIS



SECTOR 1 = FL to I1, SECTOR 2 = I1 to I2, SECTOR 3 = I2 to I3, SECTOR 4 = I3 to FL, DIFF = Difference To Personal Best Lap, P = Crossed Finish Line in Pit Lane, D = Time Disallowed

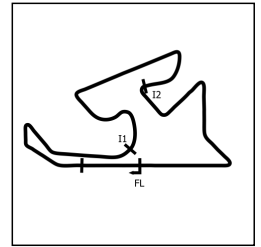
| P10 8 | | Joaquín Rodrigo PEREZ | | Renault CLIO CUP V - AUTOMÓVIL CLUB ZARAGOZA | | | | |
|---------------------------|---------------|------------------------------|---------------|--|---------------------|---------------|--------|---------------------|
| IDEAL LAP TIME : 2:01.082 | | BEST LAP TIME : 2:01.431 | | DIFFERENCE : 0.349 | | | | |
| LAP | SECTOR 1 | SECTOR 2 | SECTOR 3 | SPEED TRAP | LAP TIME | KPH | DIFF | TIME OF DAY |
| 1 - | OUTLAP | 49.929 | 46.871 | 111.5 | 2:22.141 | 98.88 | 20.710 | 12:18:33.112 |
| 2 - | 35.834 | 44.417 | 46.023 | 179.1 | 2:06.274 | 111.31 | 4.843 | 12:20:39.386 |
| 3 - | 33.172 | 43.235 | 45.469 | 176.7 | 2:01.876 (3) | 115.33 | 0.445 | 12:22:41.262 |
| 4 - | 33.275 | 43.098 | 46.003 | 177.5 | 2:02.376 | 114.86 | 0.945 | 12:24:43.638 |
| 5 - | 40.569 | 43.510 | IN PIT | 129.8 | 2:57.634 P | 79.13 | 56.203 | 12:27:41.272 |
| 6 - | OUTLAP | 42.853 | 46.412 | 130.6 | 2:08.984 | 108.97 | 7.553 | 12:29:50.256 |
| 7 - | 33.347 | 42.694 | 45.679 | 176.7 | 2:01.720 (2) | 115.47 | 0.289 | 12:31:51.976 |
| 8 - | 33.167 | 42.878 | 46.049 | 181.6 | 2:02.094 | 115.12 | 0.663 | 12:33:54.070 |
| 9 - | 33.182 | 52.805 | 57.779 | 181.6 | 2:23.766 | 97.77 | 22.335 | 12:36:17.836 |
| 10 - | 33.010 | 42.742 | 45.679 | 184.1 | 2:01.431 (1) | 115.75 | | 12:38:19.267 |
| 11 - | 33.147 | 45.616 | 45.976 | 181.6 | 2:04.739 | 112.68 | 3.308 | 12:40:24.006 |
| 12 - | 32.924 | 50.044 | 51.684 | 180.0 | 2:14.652 | 104.38 | 13.221 | 12:42:38.658 |
| 13 - | 33.042 | 44.012 | 47.701 | 181.6 | 2:04.755 | 112.67 | 3.324 | 12:44:43.413 |
| 14 - | 32.919 | 43.445 | 45.830 | 182.4 | 2:02.194 | 115.03 | 0.763 | 12:46:45.607 |

| P11 30 | | Sergio Cabal DIEZ | | Renault CLIO CUP V - RASANTE SPORT | | | | |
|---------------------------|---------------|--------------------------|---------------|------------------------------------|---------------------|---------------|----------|---------------------|
| IDEAL LAP TIME : 2:01.637 | | BEST LAP TIME : 2:02.348 | | DIFFERENCE : 0.711 | | | | |
| LAP | SECTOR 1 | SECTOR 2 | SECTOR 3 | SPEED TRAP | LAP TIME | KPH | DIFF | TIME OF DAY |
| 1 - | OUTLAP | 45.940 | 47.238 | 108.4 | 2:16.783 | 102.76 | 14.435 | 12:18:03.639 |
| 2 - | 34.435 | 43.127 | 46.211 | 167.7 | 2:03.773 | 113.56 | 1.425 | 12:20:07.412 |
| 3 - | 34.176 | 44.455 | 46.531 | 176.0 | 2:05.162 | 112.30 | 2.814 | 12:22:12.574 |
| 4 - | 33.771 | 42.394 | IN PIT | 175.2 | 3:39.471 P | 64.04 | 1:37.123 | 12:25:52.045 |
| 5 - | OUTLAP | 43.654 | 45.587 | 135.6 | 2:08.419 | 109.45 | 6.071 | 12:28:00.464 |
| 6 - | 33.911 | 42.956 | 45.789 | 174.4 | 2:02.656 (2) | 114.59 | 0.308 | 12:30:03.120 |
| 7 - | 34.130 | 42.435 | 45.783 | 174.4 | 2:02.348 (1) | 114.88 | | 12:32:05.468 |
| 8 - | 34.571 | 42.619 | 48.003 | 176.0 | 2:05.193 | 112.27 | 2.845 | 12:34:10.661 |
| 9 - | 35.832 | 42.971 | 47.766 | 157.1 | 2:06.569 | 111.05 | 4.221 | 12:36:17.230 |
| 10 - | 35.198 | 42.603 | 45.641 | 161.6 | 2:03.442 (3) | 113.86 | 1.094 | 12:38:20.672 |
| 11 - | 33.678 | 43.078 | IN PIT | 176.7 | 3:16.776 P | 71.43 | 1:14.428 | 12:41:37.448 |
| 12 - | OUTLAP | 42.372 | 45.885 | 95.1 | 2:11.218 | 107.12 | 8.870 | 12:43:48.666 |
| 13 - | 33.985 | 43.109 | 46.412 | 176.0 | 2:03.506 | 113.80 | 1.158 | 12:45:52.172 |

| P12 10 | | Maximo Varela ORTIZ | | Renault CLIO CUP V - ESCUDERIA LA CORUÑA | | | | |
|---------------------------|---------------|----------------------------|---------------|--|---------------------|---------------|----------|---------------------|
| IDEAL LAP TIME : 2:02.081 | | BEST LAP TIME : 2:02.631 | | DIFFERENCE : 0.550 | | | | |
| LAP | SECTOR 1 | SECTOR 2 | SECTOR 3 | SPEED TRAP | LAP TIME | KPH | DIFF | TIME OF DAY |
| 1 - | OUTLAP | 47.164 | 46.988 | 128.5 | 2:16.435 | 103.02 | 13.804 | 12:17:44.747 |
| 2 - | 37.918 | 53.351 | IN PIT | 157.7 | 3:54.025 P | 60.06 | 1:51.394 | 12:21:38.772 |
| 3 - | OUTLAP | 46.227 | 46.802 | 120.7 | 2:16.691 | 102.83 | 14.060 | 12:23:55.463 |
| 4 - | 43.165 | 50.570 | IN PIT | 172.1 | 3:38.091 P | 64.45 | 1:35.460 | 12:27:33.554 |
| 5 - | OUTLAP | 45.011 | 46.267 | 134.2 | 2:11.413 | 106.96 | 8.782 | 12:29:44.967 |
| 6 - | 42.744 | 43.809 | 45.587 | 169.2 | 2:12.140 (3) | 106.37 | 9.509 | 12:31:57.107 |
| 7 - | 44.701 | 49.189 | IN PIT | 174.4 | 4:26.412 P | 52.76 | 2:23.781 | 12:36:23.519 |
| 8 - | OUTLAP | 44.267 | 46.018 | 127.7 | 2:22.139 | 98.89 | 19.508 | 12:38:45.658 |
| 9 - | 34.185 | 42.927 | 45.541 | 172.1 | 2:02.653 (2) | 114.60 | 0.022 | 12:40:48.311 |
| 10 - | 34.108 | 42.956 | 45.567 | 176.7 | 2:02.631 (1) | 114.62 | | 12:42:50.942 |
| 11 - | 33.678 | 1:09.780 | 45.476 | 177.5 | 2:28.934 | 94.37 | 26.303 | 12:45:19.876 |

COPA NACIONAL

FP2 - SECTOR ANALYSIS



SECTOR 1 = FL to I1, SECTOR 2 = I1 to I2 SECTOR 3 = I2 to I3, SECTOR 4 = I3 to FL, DIFF = Difference To Personal Best Lap, P = Crossed Finish Line in Pit Lane, D = Time Disallowed

| P13 64 | | Gabriel O. Alonso GENTIL | | | Renault CLIO CUP V - MOTORISMO RACING TEAM | | | |
|---------------------------|---------------|---------------------------------|---------------|--------------------|--|---------------|--------|---------------------|
| IDEAL LAP TIME : 2:02.270 | | BEST LAP TIME : 2:02.808 | | DIFFERENCE : 0.538 | | | | |
| LAP | SECTOR 1 | SECTOR 2 | SECTOR 3 | SPEED TRAP | LAP TIME | KPH | DIFF | TIME OF DAY |
| 1 - | OUTLAP | 46.095 | 47.314 | 90.8 | 2:22.198 | 98.84 | 19.390 | 12:18:03.124 |
| 2 - | 33.953 | 43.231 | 46.160 | 174.4 | 2:03.344 | 113.95 | 0.536 | 12:20:06.468 |
| 3 - | 34.392 | 46.225 | 46.899 | 172.1 | 2:07.516 | 110.23 | 4.708 | 12:22:13.984 |
| 4 - | 33.607 | 43.204 | 46.374 | 176.7 | 2:03.185 | 114.10 | 0.377 | 12:24:17.169 |
| 5 - | 33.898 | 43.555 | 45.958 | 174.4 | 2:03.411 | 113.89 | 0.603 | 12:26:20.580 |
| 6 - | 33.773 | 42.979 | 46.159 | 174.4 | 2:02.911 | 114.36 | 0.103 | 12:28:23.491 |
| 7 - | 34.016 | 42.984 | 45.808 | 175.2 | 2:02.808 (1) | 114.45 | | 12:30:26.299 |
| 8 - | 33.536 | 42.926 | 46.419 | 174.4 | 2:02.881 (3) | 114.38 | 0.073 | 12:32:29.180 |
| 9 - | 33.700 | 43.170 | 46.544 | 176.0 | 2:03.414 | 113.89 | 0.606 | 12:34:32.594 |
| 10 - | 33.903 | 43.131 | 46.163 | 176.0 | 2:03.197 | 114.09 | 0.389 | 12:36:35.791 |
| 11 - | 33.866 | 42.970 | 45.976 | 176.7 | 2:02.812 (2) | 114.45 | 0.004 | 12:38:38.603 |
| 12 - | 33.558 | 44.430 | 48.827 | 177.5 | 2:06.815 | 110.84 | 4.007 | 12:40:45.418 |

COPA NACIONAL

FP2 - BEST SECTORS

| SECTOR 1 | | | SECTOR 2 | | | SECTOR 3 | | | IDEAL / BEST COMPARISON | | | | | | |
|----------|-----|-----------|----------|-----|-----------|----------|-----|-----------|-------------------------|-----|-----|-----------|--------------------|-----------------|-------|
| POS | NO | NAME | TIME | NO | NAME | TIME | NO | NAME | TIME | POS | NO | NAME | IDEAL | BEST | DIFF |
| | | | | | | | | | | | | | PERFECT LAP | 1:58.173 | |
| 1 | 66 | BEIRO | 32.307 | 3 | POUGET | 41.405 | 3 | POUGET | 44.461 | 1 | 3 | POUGET | 1:58.256 | 1:58.338 | 0.082 |
| 2 | 3 | POUGET | 32.390 | 17 | ROMERO | 41.527 | 66 | BEIRO | 44.487 | 2 | 17 | ROMERO | 1:58.543 | 1:59.065 | 0.522 |
| 3 | 17 | ROMERO | 32.442 | 41 | ESTRADA | 41.636 | 23 | GUTIERREZ | 44.502 | 3 | 23 | GUTIERREZ | 1:58.817 | 1:59.168 | 0.351 |
| 4 | 42 | GENTILE | 32.442 | 111 | GONZÁLEZ | 41.711 | 65 | JULIA | 44.548 | 4 | 66 | BEIRO | 1:58.861 | 1:59.284 | 0.423 |
| 5 | 23 | GUTIERREZ | 32.554 | 65 | JULIA | 41.758 | 17 | ROMERO | 44.574 | 5 | 41 | ESTRADA | 1:58.888 | 1:59.071 | 0.183 |
| 6 | 65 | JULIA | 32.583 | 23 | GUTIERREZ | 41.761 | 41 | ESTRADA | 44.632 | 6 | 65 | JULIA | 1:58.889 | 1:59.148 | 0.259 |
| 7 | 41 | ESTRADA | 32.620 | 42 | GENTILE | 41.843 | 111 | GONZÁLEZ | 44.717 | 7 | 111 | GONZÁLEZ | 1:59.101 | 1:59.324 | 0.223 |
| 8 | 111 | GONZÁLEZ | 32.673 | 66 | BEIRO | 42.067 | 42 | GENTILE | 44.904 | 8 | 42 | GENTILE | 1:59.189 | 1:59.292 | 0.103 |
| 9 | 8 | PEREZ | 32.919 | 21 | FRANCES | 42.268 | 21 | FRANCES | 44.919 | 9 | 21 | FRANCES | 2:00.166 | 2:00.615 | 0.449 |
| 10 | 21 | FRANCES | 32.979 | 30 | DIEZ | 42.372 | 8 | PEREZ | 45.469 | 10 | 8 | PEREZ | 2:01.082 | 2:01.431 | 0.349 |
| 11 | 64 | GENTIL | 33.536 | 8 | PEREZ | 42.694 | 10 | ORTIZ | 45.476 | 11 | 30 | DIEZ | 2:01.637 | 2:02.348 | 0.711 |
| 12 | 30 | DIEZ | 33.678 | 64 | GENTIL | 42.926 | 30 | DIEZ | 45.587 | 12 | 10 | ORTIZ | 2:02.081 | 2:02.631 | 0.550 |
| 13 | 10 | ORTIZ | 33.678 | 10 | ORTIZ | 42.927 | 64 | GENTIL | 45.808 | 13 | 64 | GENTIL | 2:02.270 | 2:02.808 | 0.538 |

COPA NACIONAL

FP2 - BEST SPEEDS

| POS | NO | NAME | VMAX | KPH |
|-----|-----|-----------|------|-------|
| 1 | 23 | GUTIERREZ | | 186.7 |
| 2 | 8 | PEREZ | | 184.1 |
| 3 | 17 | ROMERO | | 183.3 |
| 4 | 42 | GENTILE | | 183.3 |
| 5 | 3 | POUGET | | 182.4 |
| 6 | 66 | BEIRO | | 182.4 |
| 7 | 41 | ESTRADA | | 181.6 |
| 8 | 65 | JULIA | | 181.6 |
| 9 | 111 | GONZÁLEZ | | 181.6 |
| 10 | 21 | FRANCES | | 180.8 |
| 11 | 10 | ORTIZ | | 177.5 |
| 12 | 64 | GENTIL | | 177.5 |
| 13 | 30 | DIEZ | | 176.7 |

COPA NACIONAL

FP2 - STATISTICS

Competitors Started 13
Planned Start 2024-06-08 @ 12:15:00.000
Actual Start 2024-06-08 @ 12:15:03.107
Finish Time 2024-06-08 @ 12:45:03.931
Track Length 3.904km
Total Laps 170
Total Distance Covered 663.765km

Session Fastest Lap History

| NO | NAME | LAP TIME | TIME OF DAY | LAP | VEHICLE |
|-----|-------------------------|-----------------|--------------|-----|--------------------|
| 111 | Iván Hernández GONZÁLEZ | 2:00.013 | 12:19:35.831 | 2 | Renault CLIO CUP V |
| 3 | David POUGET | 1:59.136 | 12:19:49.445 | 2 | Renault CLIO CUP V |
| 3 | David POUGET | 1:59.045 | 12:21:48.490 | 3 | Renault CLIO CUP V |
| 3 | David POUGET | 1:58.606 | 12:23:47.096 | 4 | Renault CLIO CUP V |
| 3 | David POUGET | 1:58.386 | 12:25:45.481 | 5 | Renault CLIO CUP V |
| 3 | David POUGET | 1:58.338 | 12:46:57.729 | 14 | Renault CLIO CUP V |

Flag History

| TYPE | TIME OF DAY |
|--------|--------------|
| GREEN | 12:15:03.107 |
| FINISH | 12:45:03.931 |

Flag Statistics

| TYPE | COUNT | TOTAL LAPS | TOTAL TIME |
|------------|-------|------------|------------|
| Green | 1 | 15 | 32:33.582 |
| Red | 0 | 0 | 0.000 |
| Safety Car | 0 | 0 | 0.000 |
| FCY | 0 | 0 | 0.000 |

COPA NACIONAL

Q1 - CLASSIFICATION - FINAL

| POS | NO | NAME | ENTRY | TIME | ON | LAPS | GAP | DIFF | KPH |
|--|------|--------------------|---|----------|----|------|--------|--------|--------|
| 1 | 3* | David POUGET | Renault CLIO CUP V - DAVID POUGET | 1:57.692 | 3 | 3 | | | 119.43 |
| 2 | 65 | Fabien JULIA | Renault CLIO CUP V - FABIEN JULIA | 1:58.901 | 3 | 6 | 1.209 | 1.209 | 118.21 |
| 3 | 66 | Alejandro ROMERO | Renault CLIO CUP V - MOTOR CLUB SABADELL | 1:59.014 | 4 | 4 | 1.322 | 0.113 | 118.10 |
| 4 | 17 | Nicolas ABELLA | Renault CLIO CUP V - ESCUDERIA LA CORUÑA | 1:59.123 | 6 | 6 | 1.431 | 0.109 | 117.99 |
| 5 | 41* | Alejandro IRIBAS | Renault CLIO CUP V - ESCUDERIA LA CORUÑA | 1:59.183 | 4 | 7 | 1.491 | 0.060 | 117.93 |
| 6 | 23 | Jose Antonio GOMEZ | Renault CLIO CUP V - A.SCHIMPF TEAM | 1:59.494 | 3 | 5 | 1.802 | 0.311 | 117.63 |
| 7 | 42* | Mariano ALONSO | Renault CLIO CUP V - MOTORISMO RACING TEAM | 1:59.763 | 4 | 7 | 2.071 | 0.269 | 117.36 |
| 8 | 8 | Joaquín RODRIGO | Renault CLIO CUP V - AUTOMÓVIL CLUB ZARAGOZ | 2:00.004 | 3 | 4 | 2.312 | 0.241 | 117.13 |
| 9 | 21 | Lydia SEMPERE | Renault CLIO CUP V - A.SCHIMPF TEAM | 2:01.639 | 7 | 7 | 3.947 | 1.635 | 115.55 |
| 10 | 64 | Gabriel O ALONSO | Renault CLIO CUP V - MOTORISMO RACING TEAM | 2:01.823 | 7 | 7 | 4.131 | 0.184 | 115.38 |
| 11 | 30* | Sergio CABAL | Renault CLIO CUP V - RASANTE SPORT | 2:02.218 | 3 | 4 | 4.526 | 0.395 | 115.00 |
| QUALIFYING LAPTIME (110.0% of 1:57.692) = 2:09.461 | | | | | | | | | |
| 12 | 10 | Maximo VARELA | Renault CLIO CUP V - ESCUDERIA LA CORUÑA | 2:17.927 | 2 | 4 | 20.235 | 15.709 | 101.91 |
| 13 | 111* | Iván HERNÁNDEZ | Renault CLIO CUP V - ESCUDERIA LA CORUÑA | | | | | | |

Comments:#111 - Descalificacion de los entrenamientos crontrometados, autorizando al participante 111 a comenzar las carreras en ultimo posicion.

No. 3, 30, 41 - 1 Lap time disallowed; exceeding track limits.

No. 42 - 4 Lap times disallowed; exceeding track limits.

Weather / Track : Bright / Dry

Date: 08/06/2024 Start: 15:35 Finish: 15:50
 Circuito de Navarra: 3.904 km

Chief Steward:

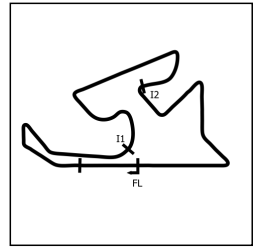
Steward:

Steward:



COPA NACIONAL

Q1 - SECTOR ANALYSIS



SECTOR 1 = FL to I1, SECTOR 2 = I1 to I2, SECTOR 3 = I2 to I3, SECTOR 4 = I3 to FL, DIFF = Difference To Personal Best Lap, P = Crossed Finish Line in Pit Lane, D = Time Disallowed

| P1 | | 3 | | David POUGET | | Renault CLIO CUP V - DAVID POUGET | | | |
|---------------------------|---------------|--------------------------|---------------|--------------------|---------------------|-----------------------------------|--------|---------------------|--|
| IDEAL LAP TIME : 1:57.478 | | BEST LAP TIME : 1:57.692 | | DIFFERENCE : 0.214 | | | | | |
| LAP | SECTOR 1 | SECTOR 2 | SECTOR 3 | SPEED TRAP | LAP TIME | KPH | DIFF | TIME OF DAY | |
| 1 - | OUTLAP | 51.945 | 52.613 | 103.6 | 2:32.886 | 91.93 | 35.194 | 15:39:02.575 | |
| 2 - | 32.442 | 41.180 | 44.391 | 180.0 | 1:58.043 D | 119.10 | 0.321 | 15:41:00.588 | |
| 3 - | 32.604 | 41.232 | 43.856 | 179.1 | 1:57.692 (1) | 119.43 | | 15:42:58.280 | |

| P2 | | 65 | | Fabien JULIA | | Renault CLIO CUP V - FABIEN JULIA | | | |
|---------------------------|---------------|--------------------------|---------------|--------------------|---------------------|-----------------------------------|--------|---------------------|--|
| IDEAL LAP TIME : 1:58.786 | | BEST LAP TIME : 1:58.901 | | DIFFERENCE : 0.115 | | | | | |
| LAP | SECTOR 1 | SECTOR 2 | SECTOR 3 | SPEED TRAP | LAP TIME | KPH | DIFF | TIME OF DAY | |
| 1 - | OUTLAP | 53.401 | 52.747 | 91.8 | 2:37.401 | 89.30 | 38.500 | 15:38:39.581 | |
| 2 - | 39.316 | 50.682 | 55.178 | 141.4 | 2:25.176 | 96.82 | 26.275 | 15:41:04.757 | |
| 3 - | 32.746 | 41.524 | 44.631 | 179.1 | 1:58.901 (1) | 118.21 | | 15:43:03.658 | |
| 4 - | 32.957 | 41.990 | 45.314 | 176.0 | 2:00.261 (3) | 116.88 | 1.360 | 15:45:03.919 | |
| 5 - | 32.873 | 41.912 | 44.516 | 175.2 | 1:59.301 (2) | 117.82 | 0.400 | 15:47:03.220 | |
| 6 - | 33.007 | 41.591 | 50.051 | 171.4 | 2:04.649 | 112.76 | 5.748 | 15:49:07.869 | |

| P3 | | 111 | | Iván Hernández GONZÁLEZ | | Renault CLIO CUP V - ESCUDERIA LA CORUÑA | | | |
|---------------------------|---------------|--------------------------|---------------|-------------------------|---------------------|--|--------|---------------------|--|
| IDEAL LAP TIME : 1:58.735 | | BEST LAP TIME : 1:59.000 | | DIFFERENCE : 0.265 | | | | | |
| LAP | SECTOR 1 | SECTOR 2 | SECTOR 3 | SPEED TRAP | LAP TIME | KPH | DIFF | TIME OF DAY | |
| 1 - | OUTLAP | 50.211 | 55.403 | 134.2 | 2:33.303 | 91.68 | 34.303 | 15:38:04.522 | |
| 2 - | 33.122 | 42.657 | 45.968 | 180.8 | 2:01.747 | 115.45 | 2.747 | 15:40:06.269 | |
| 3 - | 33.039 | 41.444 | 44.517 | 178.3 | 1:59.000 (1) | 118.11 | | 15:42:05.269 | |
| 4 - | 32.814 | 41.546 | 44.693 | 176.7 | 1:59.053 (2) | 118.06 | 0.053 | 15:44:04.322 | |
| 5 - | 32.774 | 41.621 | 44.681 | 174.4 | 1:59.076 | 118.04 | 0.076 | 15:46:03.398 | |
| 6 - | 32.860 | 41.632 | 44.570 | 174.4 | 1:59.062 (3) | 118.05 | 0.062 | 15:48:02.460 | |

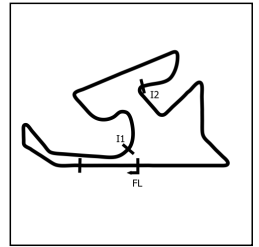
| P4 | | 66 | | Alejandro Romero BEIRO | | Renault CLIO CUP V - MOTOR CLUB SABADELL | | | |
|---------------------------|---------------|--------------------------|---------------|------------------------|---------------------|--|--------|---------------------|--|
| IDEAL LAP TIME : 1:58.751 | | BEST LAP TIME : 1:59.014 | | DIFFERENCE : 0.263 | | | | | |
| LAP | SECTOR 1 | SECTOR 2 | SECTOR 3 | SPEED TRAP | LAP TIME | KPH | DIFF | TIME OF DAY | |
| 1 - | OUTLAP | 48.761 | 55.265 | 133.7 | 2:29.404 | 94.08 | 30.390 | 15:38:01.640 | |
| 2 - | 32.833 | 41.771 | 44.517 | 181.6 | 1:59.121 (2) | 117.99 | 0.107 | 15:40:00.761 | |
| 3 - | 34.129 | 42.106 | 44.912 | 182.4 | 2:01.147 (3) | 116.02 | 2.133 | 15:42:01.908 | |
| 4 - | 32.463 | 41.898 | 44.653 | 179.1 | 1:59.014 (1) | 118.10 | | 15:44:00.922 | |

| P5 | | 17 | | Nicolas Abella ROMERO | | Renault CLIO CUP V - ESCUDERIA LA CORUÑA | | | |
|---------------------------|---------------|--------------------------|---------------|-----------------------|---------------------|--|--------|---------------------|--|
| IDEAL LAP TIME : 1:58.888 | | BEST LAP TIME : 1:59.123 | | DIFFERENCE : 0.235 | | | | | |
| LAP | SECTOR 1 | SECTOR 2 | SECTOR 3 | SPEED TRAP | LAP TIME | KPH | DIFF | TIME OF DAY | |
| 1 - | OUTLAP | 48.926 | 54.230 | 134.6 | 2:31.759 | 92.62 | 32.636 | 15:37:59.493 | |
| 2 - | 33.343 | 41.929 | 44.965 | 176.0 | 2:00.237 (3) | 116.90 | 1.114 | 15:39:59.730 | |
| 3 - | 34.467 | 41.956 | 44.659 | 150.0 | 2:01.082 | 116.08 | 1.959 | 15:42:00.812 | |
| 4 - | 32.800 | 41.632 | 44.779 | 177.5 | 1:59.211 (2) | 117.91 | 0.088 | 15:44:00.023 | |
| 5 - | 32.701 | 44.886 | 46.262 | 174.4 | 2:03.849 | 113.49 | 4.726 | 15:46:03.872 | |
| 6 - | 32.799 | 41.769 | 44.555 | 177.5 | 1:59.123 (1) | 117.99 | | 15:48:02.995 | |

| P6 | | 41 | | Alejandro Iribas ESTRADA | | Renault CLIO CUP V - ESCUDERIA LA CORUÑA | | | |
|---------------------------|---------------|--------------------------|---------------|--------------------------|---------------------|--|--------|---------------------|--|
| IDEAL LAP TIME : 1:59.003 | | BEST LAP TIME : 1:59.183 | | DIFFERENCE : 0.180 | | | | | |
| LAP | SECTOR 1 | SECTOR 2 | SECTOR 3 | SPEED TRAP | LAP TIME | KPH | DIFF | TIME OF DAY | |
| 1 - | OUTLAP | 48.743 | 54.469 | 132.4 | 2:30.884 | 93.15 | 31.701 | 15:38:00.445 | |
| 2 - | 32.668 | 42.117 | 44.757 | 181.6 | 1:59.542 (2) | 117.58 | 0.359 | 15:39:59.987 | |
| 3 - | 33.089 | 42.064 | 44.911 | 175.2 | 2:00.064 (3) | 117.07 | 0.881 | 15:42:00.051 | |
| 4 - | 32.848 | 41.610 | 44.725 | 176.7 | 1:59.183 (1) | 117.93 | | 15:43:59.234 | |
| 5 - | 42.092 | 51.563 | 52.453 | 110.0 | 2:26.108 | 96.20 | 26.925 | 15:46:25.342 | |
| 6 - | 42.822 | 43.037 | 45.646 | 176.7 | 2:11.505 | 106.88 | 12.322 | 15:48:36.847 | |
| 7 - | 33.063 | 41.823 | 45.627 | 175.2 | 2:00.543 D | 116.63 | 1.330 | 15:50:37.360 | |

COPA NACIONAL

Q1 - SECTOR ANALYSIS



SECTOR 1 = FL to I1, SECTOR 2 = I1 to I2, SECTOR 3 = I2 to I3, SECTOR 4 = I3 to FL, DIFF = Difference To Personal Best Lap, P = Crossed Finish Line in Pit Lane, D = Time Disallowed

| P7 23 | | Jose Antonio Gomez GUTIERREZ | | | Renault CLIO CUP V - A.SCHIMPF TEAM | | | |
|---------------------------|---------------|------------------------------|---------------|--------------------|-------------------------------------|---------------|--------|---------------------|
| IDEAL LAP TIME : 1:59.484 | | BEST LAP TIME : 1:59.494 | | DIFFERENCE : 0.010 | | | | |
| LAP | SECTOR 1 | SECTOR 2 | SECTOR 3 | SPEED TRAP | LAP TIME | KPH | DIFF | TIME OF DAY |
| 1 - | OUTLAP | 52.038 | 52.709 | 110.9 | 2:29.833 | 93.81 | 30.339 | 15:39:03.599 |
| 2 - | 32.792 | 42.116 | 44.791 | 183.3 | 1:59.699 (2) | 117.42 | 0.205 | 15:41:03.298 |
| 3 - | 32.724 | 42.070 | 44.700 | 180.8 | 1:59.494 (1) | 117.63 | | 15:43:02.792 |
| 4 - | 32.714 | 42.206 | 44.883 | 180.0 | 1:59.803 (3) | 117.32 | 0.309 | 15:45:02.595 |
| 5 - | 32.813 | 42.107 | 45.313 | 177.5 | 2:00.233 | 116.90 | 0.739 | 15:47:02.828 |

| P8 42 | | Mariano Alonso GENTILE | | | Renault CLIO CUP V - MOTORISMO RACING TEAM | | | |
|---------------------------|---------------|--------------------------|---------------|--------------------|--|---------------|--------|---------------------|
| IDEAL LAP TIME : 1:59.195 | | BEST LAP TIME : 1:59.763 | | DIFFERENCE : 0.568 | | | | |
| LAP | SECTOR 1 | SECTOR 2 | SECTOR 3 | SPEED TRAP | LAP TIME | KPH | DIFF | TIME OF DAY |
| 1 - | OUTLAP | 51.996 | 52.552 | 110.0 | 2:32.188 | 92.36 | 32.425 | 15:39:03.007 |
| 2 - | 32.694 | 41.733 | 45.037 | 180.8 | 1:59.464 D | 117.66 | | 15:41:02.471 |
| 3 - | 32.870 | 41.937 | 44.768 | 177.5 | 1:59.575 D | 117.55 | | 15:43:02.046 |
| 4 - | 32.814 | 41.898 | 45.051 | 176.0 | 1:59.763 (1) | 117.36 | | 15:45:01.809 |
| 5 - | 33.026 | 44.578 | 44.965 | 174.4 | 2:02.569 D | 114.67 | 2.806 | 15:47:04.378 |
| 6 - | 35.237 | 48.642 | 45.336 | 177.5 | 2:09.215 (2) | 108.78 | 9.452 | 15:49:13.593 |
| 7 - | 32.848 | 41.962 | 45.177 | 176.7 | 1:59.987 D | 117.14 | 0.224 | 15:51:13.580 |

| P9 8 | | Joaquín Rodrigo PEREZ | | | Renault CLIO CUP V - AUTOMÓVIL CLUB ZARAGOZA | | | |
|---------------------------|---------------|--------------------------|---------------|--------------------|--|---------------|--------|---------------------|
| IDEAL LAP TIME : 1:59.757 | | BEST LAP TIME : 2:00.004 | | DIFFERENCE : 0.247 | | | | |
| LAP | SECTOR 1 | SECTOR 2 | SECTOR 3 | SPEED TRAP | LAP TIME | KPH | DIFF | TIME OF DAY |
| 1 - | OUTLAP | 49.743 | 52.327 | 113.1 | 2:27.669 | 95.18 | 27.665 | 15:38:05.173 |
| 2 - | 33.057 | 42.796 | 46.052 | 181.6 | 2:01.905 (3) | 115.30 | 1.901 | 15:40:07.078 |
| 3 - | 32.959 | 42.349 | 44.696 | 180.8 | 2:00.004 (1) | 117.13 | | 15:42:07.082 |
| 4 - | 32.712 | 42.574 | 44.999 | 178.3 | 2:00.285 (2) | 116.85 | 0.281 | 15:44:07.367 |

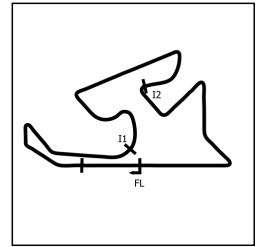
| P10 21 | | Lydia Sempere FRANCES | | | Renault CLIO CUP V - A.SCHIMPF TEAM | | | |
|---------------------------|---------------|--------------------------|---------------|--------------------|-------------------------------------|---------------|--------|---------------------|
| IDEAL LAP TIME : 2:01.414 | | BEST LAP TIME : 2:01.639 | | DIFFERENCE : 0.225 | | | | |
| LAP | SECTOR 1 | SECTOR 2 | SECTOR 3 | SPEED TRAP | LAP TIME | KPH | DIFF | TIME OF DAY |
| 1 - | OUTLAP | 1:00.577 | 56.314 | 111.5 | 2:45.006 | 85.18 | 43.367 | 15:38:02.805 |
| 2 - | 33.848 | 43.295 | 48.064 | 180.8 | 2:05.207 | 112.26 | 3.568 | 15:40:08.012 |
| 3 - | 33.894 | 43.375 | 45.602 | 180.0 | 2:02.871 | 114.39 | 1.232 | 15:42:10.883 |
| 4 - | 33.444 | 43.174 | 45.866 | 176.7 | 2:02.484 (3) | 114.75 | 0.845 | 15:44:13.367 |
| 5 - | 33.508 | 42.807 | 46.183 | 174.4 | 2:02.498 | 114.74 | 0.859 | 15:46:15.865 |
| 6 - | 33.597 | 42.724 | 45.521 | 174.4 | 2:01.842 (2) | 115.36 | 0.203 | 15:48:17.707 |
| 7 - | 33.524 | 42.869 | 45.246 | 175.2 | 2:01.639 (1) | 115.55 | | 15:50:19.346 |

| P11 64 | | Gabriel O. Alonso GENTIL | | | Renault CLIO CUP V - MOTORISMO RACING TEAM | | | |
|---------------------------|---------------|--------------------------|---------------|--------------------|--|---------------|--------|---------------------|
| IDEAL LAP TIME : 2:01.511 | | BEST LAP TIME : 2:01.823 | | DIFFERENCE : 0.312 | | | | |
| LAP | SECTOR 1 | SECTOR 2 | SECTOR 3 | SPEED TRAP | LAP TIME | KPH | DIFF | TIME OF DAY |
| 1 - | OUTLAP | 52.104 | 53.554 | 111.2 | 2:32.910 | 91.92 | 31.087 | 15:39:04.944 |
| 2 - | 35.097 | 44.015 | 46.401 | 175.2 | 2:05.513 | 111.98 | 3.690 | 15:41:10.457 |
| 3 - | 34.161 | 43.069 | 45.521 | 174.4 | 2:02.751 (3) | 114.50 | 0.928 | 15:43:13.208 |
| 4 - | 34.063 | 43.154 | 46.048 | 172.1 | 2:03.265 | 114.03 | 1.442 | 15:45:16.473 |
| 5 - | 34.057 | 42.436 | 45.441 | 172.1 | 2:01.934 (2) | 115.27 | 0.111 | 15:47:18.407 |
| 6 - | 34.007 | 42.810 | 48.428 | 169.9 | 2:05.245 | 112.22 | 3.422 | 15:49:23.652 |
| 7 - | 33.634 | 42.505 | 45.684 | 174.4 | 2:01.823 (1) | 115.38 | | 15:51:25.475 |

| P12 30 | | Sergio Cabal DIEZ | | | Renault CLIO CUP V - RASANTE SPORT | | | |
|---------------------------|---------------|--------------------------|---------------|--------------------|------------------------------------|---------------|--------|---------------------|
| IDEAL LAP TIME : 2:02.178 | | BEST LAP TIME : 2:02.218 | | DIFFERENCE : 0.040 | | | | |
| LAP | SECTOR 1 | SECTOR 2 | SECTOR 3 | SPEED TRAP | LAP TIME | KPH | DIFF | TIME OF DAY |
| 1 - | OUTLAP | 47.050 | 50.117 | 128.9 | 2:18.976 | 101.14 | 16.758 | 15:38:07.108 |
| 2 - | 36.060 | 43.265 | 45.447 | 179.1 | 2:04.772 D | 112.65 | 2.554 | 15:40:11.880 |
| 3 - | 34.168 | 42.701 | 45.349 | 176.0 | 2:02.218 (1) | 115.00 | | 15:42:14.098 |
| 4 - | 34.497 | 42.661 | 45.901 | 173.6 | 2:03.059 (2) | 114.22 | 0.841 | 15:44:17.157 |

COPA NACIONAL

Q1 - SECTOR ANALYSIS



SECTOR 1 = FL to I1, SECTOR 2 = I1 to I2 SECTOR 3 = I2 to I3, SECTOR 4 = I3 to FL, DIFF = Difference To Personal Best Lap, P = Crossed Finish Line in Pit Lane, D = Time Disallowed

| P13 10 | | Maximo Varela ORTIZ | | Renault CLIO CUP V - ESCUDERIA LA CORUÑA | | | | |
|---------------------------|---------------|--------------------------|---------------|--|---------------------|---------------|--------|---------------------|
| IDEAL LAP TIME : 2:17.927 | | BEST LAP TIME : 2:17.927 | | DIFFERENCE : 0.000 | | | | |
| LAP | SECTOR 1 | SECTOR 2 | SECTOR 3 | SPEED TRAP | LAP TIME | KPH | DIFF | TIME OF DAY |
| 1 - | OUTLAP | 51.472 | 49.851 | 123.3 | 2:24.202 | 97.47 | 6.275 | 15:38:06.164 |
| 2 - | 39.790 | 48.300 | 49.837 | 180.0 | 2:17.927 (1) | 101.91 | | 15:40:24.091 |
| 3 - | 43.637 | 49.244 | 50.584 | 115.1 | 2:23.465 (2) | 97.97 | 5.538 | 15:42:47.556 |
| 4 - | 44.069 | 53.167 | 50.989 | 116.1 | 2:28.225 (3) | 94.83 | 10.298 | 15:45:15.781 |

COPA NACIONAL

Q1 - BEST SECTORS

| SECTOR 1 | | | SECTOR 2 | | | SECTOR 3 | | | IDEAL / BEST COMPARISON | | | | | | |
|----------|-----|-----------|----------|-----|-----------|----------|-----|-----------|-------------------------|-----|-----|-----------|--------------------|-----------------|-------|
| POS | NO | NAME | TIME | NO | NAME | TIME | NO | NAME | TIME | POS | NO | NAME | IDEAL | BEST | DIFF |
| | | | | | | | | | | | | | PERFECT LAP | 1:57.478 | |
| 1 | 3 | POUGET | 32.442 | 3 | POUGET | 41.180 | 3 | POUGET | 43.856 | 1 | 3 | POUGET | 1:57.478 | 1:57.692 | 0.214 |
| 2 | 66 | BEIRO | 32.463 | 111 | GONZÁLEZ | 41.444 | 65 | JULIA | 44.516 | 2 | 111 | GONZÁLEZ | 1:58.735 | 1:59.000 | 0.265 |
| 3 | 41 | ESTRADA | 32.668 | 65 | JULIA | 41.524 | 111 | GONZÁLEZ | 44.517 | 3 | 66 | BEIRO | 1:58.751 | 1:59.014 | 0.263 |
| 4 | 42 | GENTILE | 32.694 | 41 | ESTRADA | 41.610 | 66 | BEIRO | 44.517 | 4 | 65 | JULIA | 1:58.786 | 1:58.901 | 0.115 |
| 5 | 17 | ROMERO | 32.701 | 17 | ROMERO | 41.632 | 17 | ROMERO | 44.555 | 5 | 17 | ROMERO | 1:58.888 | 1:59.123 | 0.235 |
| 6 | 8 | PEREZ | 32.712 | 42 | GENTILE | 41.733 | 8 | PEREZ | 44.696 | 6 | 41 | ESTRADA | 1:59.003 | 1:59.183 | 0.180 |
| 7 | 23 | GUTIERREZ | 32.714 | 66 | BEIRO | 41.771 | 23 | GUTIERREZ | 44.700 | 7 | 42 | GENTILE | 1:59.195 | 1:59.763 | 0.568 |
| 8 | 65 | JULIA | 32.746 | 23 | GUTIERREZ | 42.070 | 41 | ESTRADA | 44.725 | 8 | 23 | GUTIERREZ | 1:59.484 | 1:59.494 | 0.010 |
| 9 | 111 | GONZÁLEZ | 32.774 | 8 | PEREZ | 42.349 | 42 | GENTILE | 44.768 | 9 | 8 | PEREZ | 1:59.757 | 2:00.004 | 0.247 |
| 10 | 21 | FRANCES | 33.444 | 64 | GENTIL | 42.436 | 21 | FRANCES | 45.246 | 10 | 21 | FRANCES | 2:01.414 | 2:01.639 | 0.225 |
| 11 | 64 | GENTIL | 33.634 | 30 | DIEZ | 42.661 | 30 | DIEZ | 45.349 | 11 | 64 | GENTIL | 2:01.511 | 2:01.823 | 0.312 |
| 12 | 30 | DIEZ | 34.168 | 21 | FRANCES | 42.724 | 64 | GENTIL | 45.441 | 12 | 30 | DIEZ | 2:02.178 | 2:02.218 | 0.040 |
| 13 | 10 | ORTIZ | 39.790 | 10 | ORTIZ | 48.300 | 10 | ORTIZ | 49.837 | 13 | 10 | ORTIZ | 2:17.927 | 2:17.927 | 0.000 |

COPA NACIONAL

Q1 - BEST SPEEDS

| POS | NO | NAME | VMAX | KPH |
|-----|-----|-----------|------|-------|
| 1 | 23 | GUTIERREZ | | 183.3 |
| 2 | 66 | BEIRO | | 182.4 |
| 3 | 41 | ESTRADA | | 181.6 |
| 4 | 8 | PEREZ | | 181.6 |
| 5 | 111 | GONZÁLEZ | | 180.8 |
| 6 | 42 | GENTILE | | 180.8 |
| 7 | 21 | FRANCES | | 180.8 |
| 8 | 3 | POUGET | | 180.0 |
| 9 | 10 | ORTIZ | | 180.0 |
| 10 | 65 | JULIA | | 179.1 |
| 11 | 30 | DIEZ | | 179.1 |
| 12 | 17 | ROMERO | | 177.5 |
| 13 | 64 | GENTIL | | 175.2 |

COPA NACIONAL

Q1 - STATISTICS

| | |
|------------------------|---------------------------|
| Competitors Started | 13 |
| Planned Start | 2024-06-08 @ 15:30:00.000 |
| Actual Start | 2024-06-08 @ 15:35:03.375 |
| Finish Time | 2024-06-08 @ 15:50:04.096 |
| Track Length | 3.904km |
| Total Laps | 70 |
| Total Distance Covered | 273.315km |

Session Fastest Lap History

| NO | NAME | LAP TIME | TIME OF DAY | LAP | VEHICLE |
|-----|--------------------------|-----------------|--------------|-----|--------------------|
| 17 | Nicolas Abella ROMERO | 2:00.237 | 15:39:59.729 | 2 | Renault CLIO CUP V |
| 41 | Alejandro Iribas ESTRADA | 1:59.542 | 15:39:59.983 | 2 | Renault CLIO CUP V |
| 66 | Alejandro Romero BEIRO | 1:59.121 | 15:40:00.756 | 2 | Renault CLIO CUP V |
| 111 | Iván Hernández GONZÁLEZ | 1:59.000 | 15:42:05.266 | 3 | Renault CLIO CUP V |
| 3 | David POUGET | 1:57.692 | 15:42:58.276 | 3 | Renault CLIO CUP V |

Flag History

| TYPE | TIME OF DAY |
|--------|--------------|
| GREEN | 15:35:03.375 |
| FINISH | 15:50:04.096 |

Flag Statistics

| TYPE | COUNT | TOTAL LAPS | TOTAL TIME |
|------------|-------|------------|------------|
| Green | 1 | 7 | 18:54.007 |
| Red | 0 | 0 | 0.000 |
| Safety Car | 0 | 0 | 0.000 |
| FCY | 0 | 0 | 0.000 |

COPA NACIONAL

CARRERA 1 - GRID (28 minutes / 1 Laps)

| | | | | | | | | | | |
|-------|----|----------|----|-----------------|----------------|--------------------|----|------------------|----|------------------|
| ROW 7 | | | 13 | 111 | Iván HERNÁNDEZ | | | | | |
| ROW 6 | 12 | 2:17.927 | 10 | Maximo VARELA | 11 | 2:01.639 | 21 | Lydia SEMPERE | | |
| ROW 5 | | | 10 | 2:02.218 | 30 | Sergio CABAL | 9 | 2:01.823 | 64 | Gabriel O ALONSO |
| ROW 4 | 8 | 2:00.004 | 8 | Joaquín RODRIGO | 7 | 1:59.763 | 42 | Mariano ALONSO | | |
| ROW 3 | | | 6 | 1:59.494 | 23 | Jose Antonio GOMEZ | 5 | 1:59.183 | 41 | Alejandro IRIBAS |
| ROW 2 | 4 | 1:59.123 | 17 | Nicolas ABELLA | 3 | 1:59.014 | 66 | Alejandro ROMERO | | |
| ROW 1 | | | 2 | 1:58.901 | 65 | Fabien JULIA | 1 | 1:57.692 | 3 | David POUGET |
| | | | | | | | | | | Pole |

Comments:#21 - Perdida de 2 posiciones en parrilla de la proxima carrer que participe.

These results are provisional until the conclusion of any judicial and technical matters.

Circuito de Navarra: 3.904 km

| | | | |
|----------------|-----------|-------------|---|
| Race Director: | Stewards: | Timekeeper: |  |
|----------------|-----------|-------------|---|

COPA NACIONAL

Q2 - CLASSIFICATION - FINAL

| POS | NO | NAME | ENTRY | TIME | ON | LAPS | GAP | DIFF | KPH |
|-----|-----|--------------------|---|----------|----|------|-------|-------|--------|
| 1 | 3 | David POUGET | Renault CLIO CUP V - DAVID POUGET | 1:57.633 | 4 | 4 | | | 119.49 |
| 2 | 66 | Alejandro ROMERO | Renault CLIO CUP V - MOTOR CLUB SABADELL | 1:58.520 | 2 | 3 | 0.887 | 0.887 | 118.59 |
| 3 | 17 | Nicolas ABELLA | Renault CLIO CUP V - ESCUDERIA LA CORUÑA | 1:58.749 | 3 | 6 | 1.116 | 0.229 | 118.36 |
| 4 | 23* | Jose Antonio GOMEZ | Renault CLIO CUP V - A.SCHIMPF TEAM | 1:58.773 | 3 | 6 | 1.140 | 0.024 | 118.34 |
| 5 | 42* | Mariano ALONSO | Renault CLIO CUP V - MOTORISMO RACING TEAM | 1:58.983 | 4 | 5 | 1.350 | 0.210 | 118.13 |
| 6 | 41 | Alejandro IRIBAS | Renault CLIO CUP V - ESCUDERIA LA CORUÑA | 1:59.040 | 2 | 7 | 1.407 | 0.057 | 118.07 |
| 7 | 65 | Fabien JULIA | Renault CLIO CUP V - FABIEN JULIA | 1:59.374 | 2 | 6 | 1.741 | 0.334 | 117.74 |
| 8 | 8 | Joaquin RODRIGO | Renault CLIO CUP V - AUTOMÓVIL CLUB ZARAGOZ | 2:00.559 | 2 | 4 | 2.926 | 1.185 | 116.59 |
| 9 | 21* | Lydia SEMPERE | Renault CLIO CUP V - A.SCHIMPF TEAM | 2:00.774 | 5 | 7 | 3.141 | 0.215 | 116.38 |
| 10 | 10 | Maximo VARELA | Renault CLIO CUP V - ESCUDERIA LA CORUÑA | 2:01.253 | 4 | 7 | 3.620 | 0.479 | 115.92 |
| 11 | 64* | Gabriel O ALONSO | Renault CLIO CUP V - MOTORISMO RACING TEAM | 2:02.012 | 2 | 5 | 4.379 | 0.759 | 115.20 |
| 12 | 30* | Sergio CABAL | Renault CLIO CUP V - RASANTE SPORT | 2:02.889 | 5 | 5 | 5.256 | 0.877 | 114.38 |

QUALIFYING LAPTIME (110.0% of 1:57.633) = 2:09.396

| | | | |
|----|------|----------------|--|
| 13 | 111* | Iván HERNÁNDEZ | Renault CLIO CUP V - ESCUDERIA LA CORUÑA |
|----|------|----------------|--|

Comments:#111 - Descalificacion de los entrenamientos crontrometados, autorizando al participante 111 a comenzar las carreras en ultimo posicion.

No. 21, 23, 42, 64 - 1 Lap time disallowed; exceeding track limits.

No. 30 - 3 Lap times disallowed; exceeding track limits.

Weather / Track : Bright / Dry

Date: 08/06/2024 Start: 15:55 Finish: 16:10
Circuito de Navarra: 3.904 km

Chief Steward:

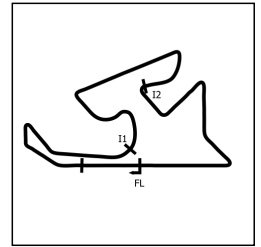
Steward:

Steward:



COPA NACIONAL

Q2 - SECTOR ANALYSIS



SECTOR 1 = FL to I1, SECTOR 2 = I1 to I2 SECTOR 3 = I2 to I3, SECTOR 4 = I3 to FL, DIFF = Difference To Personal Best Lap, P = Crossed Finish Line in Pit Lane, D = Time Disallowed

| P1 3 | | David POUGET | | Renault CLIO CUP V - DAVID POUGET | | | | |
|---------------------------|---------------|--------------------------|---------------|-----------------------------------|---------------------|---------------|--------|---------------------|
| IDEAL LAP TIME : 1:57.628 | | BEST LAP TIME : 1:57.633 | | DIFFERENCE : 0.005 | | | | |
| LAP | SECTOR 1 | SECTOR 2 | SECTOR 3 | SPEED TRAP | LAP TIME | KPH | DIFF | TIME OF DAY |
| 1 - | OUTLAP | 1:01.460 | 45.211 | 83.8 | 2:45.815 | 84.77 | 48.182 | 15:59:43.958 |
| 2 - | 32.505 | 41.174 | 44.249 | 176.7 | 1:57.928 (3) | 119.19 | 0.295 | 16:01:41.886 |
| 3 - | 32.516 | 41.040 | 44.150 | 176.7 | 1:57.706 (2) | 119.41 | 0.073 | 16:03:39.592 |
| 4 - | 32.484 | 40.994 | 44.155 | 178.3 | 1:57.633 (1) | 119.49 | | 16:05:37.225 |

| P2 111 | | Iván Hernández GONZÁLEZ | | Renault CLIO CUP V - ESCUDERIA LA CORUÑA | | | | |
|---------------------------|---------------|--------------------------|---------------|--|---------------------|---------------|--------|---------------------|
| IDEAL LAP TIME : 1:58.464 | | BEST LAP TIME : 1:58.485 | | DIFFERENCE : 0.021 | | | | |
| LAP | SECTOR 1 | SECTOR 2 | SECTOR 3 | SPEED TRAP | LAP TIME | KPH | DIFF | TIME OF DAY |
| 1 - | OUTLAP | 43.264 | 45.382 | 87.2 | 2:17.296 | 102.37 | 18.811 | 15:58:01.447 |
| 2 - | 33.022 | 41.710 | 44.516 | 175.2 | 1:59.248 | 117.87 | 0.763 | 16:00:00.695 |
| 3 - | 32.746 | 41.675 | 44.622 | 175.2 | 1:59.043 (3) | 118.07 | 0.558 | 16:01:59.738 |
| 4 - | 32.669 | 41.382 | 44.434 | 175.2 | 1:58.485 (1) | 118.63 | | 16:03:58.223 |
| 5 - | 32.744 | 48.089 | 50.735 | 176.7 | 2:11.568 | 106.83 | 13.083 | 16:06:09.791 |
| 6 - | 32.675 | 41.522 | 44.413 | 177.5 | 1:58.610 (2) | 118.50 | 0.125 | 16:08:08.401 |

| P3 66 | | Alejandro Romero BEIRO | | Renault CLIO CUP V - MOTOR CLUB SABADELL | | | | |
|---------------------------|---------------|--------------------------|---------------|--|---------------------|---------------|--------|---------------------|
| IDEAL LAP TIME : 1:58.462 | | BEST LAP TIME : 1:58.520 | | DIFFERENCE : 0.058 | | | | |
| LAP | SECTOR 1 | SECTOR 2 | SECTOR 3 | SPEED TRAP | LAP TIME | KPH | DIFF | TIME OF DAY |
| 1 - | OUTLAP | 50.356 | 45.837 | 90.6 | 2:23.861 | 97.70 | 25.341 | 15:59:46.012 |
| 2 - | 32.494 | 41.565 | 44.461 | 180.0 | 1:58.520 (1) | 118.59 | | 16:01:44.532 |
| 3 - | 32.497 | 41.507 | 44.835 | 178.3 | 1:58.839 (2) | 118.27 | 0.319 | 16:03:43.371 |

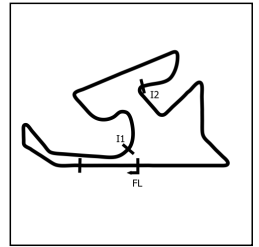
| P4 17 | | Nicolas Abella ROMERO | | Renault CLIO CUP V - ESCUDERIA LA CORUÑA | | | | |
|---------------------------|---------------|--------------------------|---------------|--|---------------------|---------------|----------|---------------------|
| IDEAL LAP TIME : 1:58.403 | | BEST LAP TIME : 1:58.749 | | DIFFERENCE : 0.346 | | | | |
| LAP | SECTOR 1 | SECTOR 2 | SECTOR 3 | SPEED TRAP | LAP TIME | KPH | DIFF | TIME OF DAY |
| 1 - | OUTLAP | 1:04.304 | IN PIT | 87.6 | 3:12.043 P | 73.19 | 1:13.294 | 15:58:49.558 |
| 2 - | OUTLAP | 1:04.295 | 52.909 | 99.0 | 2:56.117 | 79.81 | 57.368 | 16:01:45.675 |
| 3 - | 32.586 | 41.549 | 44.614 | 175.2 | 1:58.749 (1) | 118.36 | | 16:03:44.424 |
| 4 - | 32.427 | 41.951 | 44.427 | 178.3 | 1:58.805 (2) | 118.31 | 0.056 | 16:05:43.229 |
| 5 - | 32.538 | 41.706 | 44.564 | 176.0 | 1:58.808 (3) | 118.31 | 0.059 | 16:07:42.037 |
| 6 - | 32.641 | 41.755 | 44.522 | 174.4 | 1:58.918 | 118.20 | 0.169 | 16:09:40.955 |

| P5 23 | | Jose Antonio Gomez GUTIERREZ | | Renault CLIO CUP V - A.SCHIMPF TEAM | | | | |
|---------------------------|---------------|------------------------------|---------------|-------------------------------------|---------------------|---------------|--------|---------------------|
| IDEAL LAP TIME : 1:58.693 | | BEST LAP TIME : 1:58.773 | | DIFFERENCE : 0.080 | | | | |
| LAP | SECTOR 1 | SECTOR 2 | SECTOR 3 | SPEED TRAP | LAP TIME | KPH | DIFF | TIME OF DAY |
| 1 - | OUTLAP | 1:04.279 | 46.406 | 76.0 | 2:55.146 | 80.25 | 56.373 | 15:59:47.295 |
| 2 - | 32.687 | 41.744 | 44.680 | 179.1 | 1:59.111 (2) | 118.00 | 0.338 | 16:01:46.406 |
| 3 - | 32.392 | 41.824 | 44.557 | 180.8 | 1:58.773 (1) | 118.34 | | 16:03:45.179 |
| 4 - | 32.814 | 41.919 | 44.568 | 180.8 | 1:59.304 D | 117.82 | 0.528 | 16:05:44.480 |
| 5 - | 32.889 | 42.484 | 44.583 | 179.1 | 1:59.956 (3) | 117.17 | 1.183 | 16:07:44.436 |
| 6 - | 32.856 | 42.293 | 47.317 | 176.7 | 2:02.466 | 114.77 | 3.693 | 16:09:46.902 |

| P6 42 | | Mariano Alonso GENTILE | | Renault CLIO CUP V - MOTORISMO RACING TEAM | | | | |
|---------------------------|---------------|--------------------------|---------------|--|---------------------|---------------|--------|---------------------|
| IDEAL LAP TIME : 1:58.864 | | BEST LAP TIME : 1:58.983 | | DIFFERENCE : 0.119 | | | | |
| LAP | SECTOR 1 | SECTOR 2 | SECTOR 3 | SPEED TRAP | LAP TIME | KPH | DIFF | TIME OF DAY |
| 1 - | OUTLAP | 1:00.897 | 45.452 | 95.1 | 2:44.915 | 85.23 | 45.932 | 15:59:44.571 |
| 2 - | 32.643 | 41.606 | 44.775 | 177.5 | 1:59.024 (2) | 118.09 | 0.041 | 16:01:43.595 |
| 3 - | 32.608 | 41.496 | 45.866 | 176.7 | 1:59.970 D | 117.16 | 0.987 | 16:03:43.565 |
| 4 - | 32.612 | 41.481 | 44.890 | 179.1 | 1:58.983 (1) | 118.13 | | 16:05:42.548 |
| 5 - | 41.450 | 44.685 | 45.111 | 90.0 | 2:11.246 (3) | 107.09 | 12.263 | 16:07:53.794 |

COPA NACIONAL

Q2 - SECTOR ANALYSIS



SECTOR 1 = FL to I1, SECTOR 2 = I1 to I2, SECTOR 3 = I2 to I3, SECTOR 4 = I3 to FL, DIFF = Difference To Personal Best Lap, P = Crossed Finish Line in Pit Lane, D = Time Disallowed

| P7 41 | | Alejandro Iribas ESTRADA | | | Renault CLIO CUP V - ESCUDERIA LA CORUÑA | | | |
|---------------------------|---------------|--------------------------|---------------|--------------------|--|---------------|--------|---------------------|
| IDEAL LAP TIME : 1:58.953 | | BEST LAP TIME : 1:59.040 | | DIFFERENCE : 0.087 | | | | |
| LAP | SECTOR 1 | SECTOR 2 | SECTOR 3 | SPEED TRAP | LAP TIME | KPH | DIFF | TIME OF DAY |
| 1 - | OUTLAP | 1:04.449 | 50.894 | 91.6 | 2:53.915 | 80.82 | 54.875 | 15:58:32.609 |
| 2 - | 32.835 | 41.372 | 44.833 | 175.2 | 1:59.040 (1) | 118.07 | | 16:00:31.649 |
| 3 - | 32.988 | 41.711 | 44.891 | 174.4 | 1:59.590 | 117.53 | 0.550 | 16:02:31.239 |
| 4 - | 32.889 | 41.797 | 44.767 | 174.4 | 1:59.453 (3) | 117.67 | 0.413 | 16:04:30.692 |
| 5 - | 32.950 | 41.461 | 44.845 | 174.4 | 1:59.256 (2) | 117.86 | 0.216 | 16:06:29.948 |
| 6 - | 32.831 | 42.242 | 44.803 | 174.4 | 1:59.876 | 117.25 | 0.836 | 16:08:29.824 |
| 7 - | 33.073 | 41.670 | 44.750 | 174.4 | 1:59.493 | 117.63 | 0.453 | 16:10:29.317 |

| P8 65 | | Fabien JULIA | | | Renault CLIO CUP V - FABIEN JULIA | | | |
|---------------------------|---------------|--------------------------|---------------|--------------------|-----------------------------------|---------------|--------|---------------------|
| IDEAL LAP TIME : 1:59.348 | | BEST LAP TIME : 1:59.374 | | DIFFERENCE : 0.026 | | | | |
| LAP | SECTOR 1 | SECTOR 2 | SECTOR 3 | SPEED TRAP | LAP TIME | KPH | DIFF | TIME OF DAY |
| 1 - | OUTLAP | 50.513 | 45.281 | 91.2 | 2:24.494 | 97.27 | 25.120 | 15:59:44.917 |
| 2 - | 32.850 | 41.883 | 44.641 | 178.3 | 1:59.374 (1) | 117.74 | | 16:01:44.291 |
| 3 - | 36.130 | 41.882 | 44.780 | 106.7 | 2:02.792 | 114.47 | 3.418 | 16:03:47.083 |
| 4 - | 32.958 | 41.891 | 44.744 | 176.7 | 1:59.593 (2) | 117.53 | 0.219 | 16:05:46.676 |
| 5 - | 33.031 | 41.857 | 44.713 | 176.7 | 1:59.601 (3) | 117.52 | 0.227 | 16:07:46.277 |
| 6 - | 32.906 | 41.946 | 44.831 | 176.0 | 1:59.683 | 117.44 | 0.309 | 16:09:45.960 |

| P9 8 | | Joaquín Rodrigo PEREZ | | | Renault CLIO CUP V - AUTOMÓVIL CLUB ZARAGOZA | | | |
|---------------------------|---------------|--------------------------|---------------|--------------------|--|---------------|----------|---------------------|
| IDEAL LAP TIME : 2:00.236 | | BEST LAP TIME : 2:00.559 | | DIFFERENCE : 0.323 | | | | |
| LAP | SECTOR 1 | SECTOR 2 | SECTOR 3 | SPEED TRAP | LAP TIME | KPH | DIFF | TIME OF DAY |
| 1 - | OUTLAP | 1:14.513 | 55.000 | 88.0 | 3:10.469 | 73.79 | 1:09.910 | 15:59:13.124 |
| 2 - | 33.227 | 42.286 | 45.046 | 177.5 | 2:00.559 (1) | 116.59 | | 16:01:13.683 |
| 3 - | 33.311 | 42.210 | 45.144 | 176.0 | 2:00.665 (3) | 116.48 | 0.106 | 16:03:14.348 |
| 4 - | 32.980 | 42.396 | 45.237 | 176.0 | 2:00.613 (2) | 116.53 | 0.054 | 16:05:14.961 |

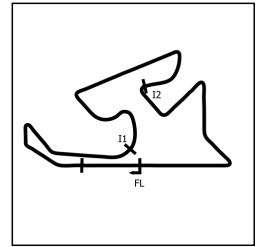
| P10 21 | | Lydia Sempere FRANCES | | | Renault CLIO CUP V - A.SCHIMPF TEAM | | | |
|---------------------------|---------------|--------------------------|---------------|--------------------|-------------------------------------|---------------|--------|---------------------|
| IDEAL LAP TIME : 2:00.244 | | BEST LAP TIME : 2:00.774 | | DIFFERENCE : 0.530 | | | | |
| LAP | SECTOR 1 | SECTOR 2 | SECTOR 3 | SPEED TRAP | LAP TIME | KPH | DIFF | TIME OF DAY |
| 1 - | OUTLAP | 1:03.523 | 51.536 | 136.0 | 2:35.648 | 90.30 | 34.874 | 15:58:34.117 |
| 2 - | 33.371 | 42.568 | 45.157 | 176.7 | 2:01.096 (3) | 116.07 | 0.322 | 16:00:35.213 |
| 3 - | 33.321 | 42.776 | 45.003 | 176.7 | 2:01.100 | 116.07 | 0.326 | 16:02:36.313 |
| 4 - | 33.148 | 42.835 | 45.537 | 176.7 | 2:01.520 | 115.66 | 0.746 | 16:04:37.833 |
| 5 - | 33.271 | 42.474 | 45.029 | 176.0 | 2:00.774 (1) | 116.38 | | 16:06:38.607 |
| 6 - | 33.061 | 42.229 | 45.453 | 175.2 | 2:00.743 D | 116.41 | | 16:08:39.350 |
| 7 - | 33.373 | 42.549 | 44.954 | 176.0 | 2:00.876 (2) | 116.28 | 0.102 | 16:10:40.226 |

| P11 10 | | Maximo Varela ORTIZ | | | Renault CLIO CUP V - ESCUDERIA LA CORUÑA | | | |
|---------------------------|---------------|--------------------------|---------------|--------------------|--|---------------|--------|---------------------|
| IDEAL LAP TIME : 2:01.058 | | BEST LAP TIME : 2:01.253 | | DIFFERENCE : 0.195 | | | | |
| LAP | SECTOR 1 | SECTOR 2 | SECTOR 3 | SPEED TRAP | LAP TIME | KPH | DIFF | TIME OF DAY |
| 1 - | OUTLAP | 46.375 | 46.728 | 131.5 | 2:15.448 | 103.77 | 14.195 | 15:58:40.505 |
| 2 - | 34.183 | 42.741 | 45.426 | 160.3 | 2:02.350 | 114.88 | 1.097 | 16:00:42.855 |
| 3 - | 33.784 | 43.032 | 45.463 | 165.6 | 2:02.279 | 114.95 | 1.026 | 16:02:45.134 |
| 4 - | 33.288 | 42.711 | 45.254 | 174.4 | 2:01.253 (1) | 115.92 | | 16:04:46.387 |
| 5 - | 33.415 | 42.577 | 45.496 | 173.6 | 2:01.488 (3) | 115.70 | 0.235 | 16:06:47.875 |
| 6 - | 33.429 | 42.516 | 45.433 | 172.9 | 2:01.378 (2) | 115.80 | 0.125 | 16:08:49.253 |
| 7 - | 33.636 | 42.843 | 45.460 | 172.1 | 2:01.939 | 115.27 | 0.686 | 16:10:51.192 |

| P12 64 | | Gabriel O. Alonso GENTIL | | | Renault CLIO CUP V - MOTORISMO RACING TEAM | | | |
|---------------------------|---------------|--------------------------|---------------|--------------------|--|---------------|--------|---------------------|
| IDEAL LAP TIME : 2:01.454 | | BEST LAP TIME : 2:02.012 | | DIFFERENCE : 0.558 | | | | |
| LAP | SECTOR 1 | SECTOR 2 | SECTOR 3 | SPEED TRAP | LAP TIME | KPH | DIFF | TIME OF DAY |
| 1 - | OUTLAP | 1:03.079 | 46.242 | 88.5 | 2:47.480 | 83.92 | 45.468 | 15:59:48.128 |
| 2 - | 33.784 | 42.584 | 45.644 | 175.2 | 2:02.012 (1) | 115.20 | | 16:01:50.140 |
| 3 - | 34.408 | 42.648 | 45.887 | 168.5 | 2:02.943 (3) | 114.33 | 0.931 | 16:03:53.083 |
| 4 - | 33.675 | 43.142 | 45.361 | 174.4 | 2:02.178 (2) | 115.04 | 0.166 | 16:05:55.261 |
| 5 - | 33.509 | 42.657 | 45.493 | 175.2 | 2:04.659 D | 115.53 | | 16:07:56.920 |

COPA NACIONAL

Q2 - SECTOR ANALYSIS



SECTOR 1 = FL to I1, SECTOR 2 = I1 to I2 SECTOR 3 = I2 to I3, SECTOR 4 = I3 to FL, DIFF = Difference To Personal Best Lap, P = Crossed Finish Line in Pit Lane, D = Time Disallowed

| P13 30 | | Sergio Cabal DIEZ | | Renault CLIO CUP V - RASANTE SPORT | | | | |
|---------------------------|---------------|--------------------------|---------------|------------------------------------|------------------------------|---------------|--------|---------------------|
| IDEAL LAP TIME : 2:01.627 | | BEST LAP TIME : 2:02.889 | | DIFFERENCE : 1.262 | | | | |
| LAP | SECTOR 1 | SECTOR 2 | SECTOR 3 | SPEED TRAP | LAP TIME | KPH | DIFF | TIME OF DAY |
| 1 - | OUTLAP | 1:05.438 | 51.578 | 133.7 | 2:40.600 | 87.52 | 37.711 | 15:58:35.501 |
| 2 - | 33.745 | 42.698 | 45.861 | 175.2 | 2:02.304 D | 114.92 | | 16:00:37.805 |
| 3 - | 33.935 | 42.427 | 45.455 | 173.6 | 2:01.817 D | 115.38 | | 16:02:39.622 |
| 4 - | 34.200 | 42.638 | 45.671 | 172.9 | 2:02.509 D | 114.73 | | 16:04:42.131 |
| 5 - | 34.261 | 42.762 | 45.866 | 172.9 | 2:02.889 (1) | 114.38 | | 16:06:45.020 |

COPA NACIONAL

Q2 - BEST SECTORS

| SECTOR 1 | | | SECTOR 2 | | | SECTOR 3 | | | IDEAL / BEST COMPARISON | | | | | | |
|----------|-----|-----------|----------|-----|-----------|----------|-----|-----------|-------------------------|-----|-----|-----------|--------------------|-----------------|-------|
| POS | NO | NAME | TIME | NO | NAME | TIME | NO | NAME | TIME | POS | NO | NAME | IDEAL | BEST | DIFF |
| | | | | | | | | | | | | | PERFECT LAP | 1:57.536 | |
| 1 | 23 | GUTIERREZ | 32.392 | 3 | POUGET | 40.994 | 3 | POUGET | 44.150 | 1 | 3 | POUGET | 1:57.628 | 1:57.633 | 0.005 |
| 2 | 17 | ROMERO | 32.427 | 41 | ESTRADA | 41.372 | 111 | GONZÁLEZ | 44.413 | 2 | 17 | ROMERO | 1:58.403 | 1:58.749 | 0.346 |
| 3 | 3 | POUGET | 32.484 | 111 | GONZÁLEZ | 41.382 | 17 | ROMERO | 44.427 | 3 | 66 | BEIRO | 1:58.462 | 1:58.520 | 0.058 |
| 4 | 66 | BEIRO | 32.494 | 42 | GENTILE | 41.481 | 66 | BEIRO | 44.461 | 4 | 111 | GONZÁLEZ | 1:58.464 | 1:58.485 | 0.021 |
| 5 | 42 | GENTILE | 32.608 | 66 | BEIRO | 41.507 | 23 | GUTIERREZ | 44.557 | 5 | 23 | GUTIERREZ | 1:58.693 | 1:58.773 | 0.080 |
| 6 | 111 | GONZÁLEZ | 32.669 | 17 | ROMERO | 41.549 | 65 | JULIA | 44.641 | 6 | 42 | GENTILE | 1:58.864 | 1:58.983 | 0.119 |
| 7 | 41 | ESTRADA | 32.831 | 23 | GUTIERREZ | 41.744 | 41 | ESTRADA | 44.750 | 7 | 41 | ESTRADA | 1:58.953 | 1:59.040 | 0.087 |
| 8 | 65 | JULIA | 32.850 | 65 | JULIA | 41.857 | 42 | GENTILE | 44.775 | 8 | 65 | JULIA | 1:59.348 | 1:59.374 | 0.026 |
| 9 | 8 | PEREZ | 32.980 | 8 | PEREZ | 42.210 | 21 | FRANCES | 44.954 | 9 | 8 | PEREZ | 2:00.236 | 2:00.559 | 0.323 |
| 10 | 21 | FRANCES | 33.061 | 21 | FRANCES | 42.229 | 8 | PEREZ | 45.046 | 10 | 21 | FRANCES | 2:00.244 | 2:00.774 | 0.530 |
| 11 | 10 | ORTIZ | 33.288 | 30 | DIEZ | 42.427 | 10 | ORTIZ | 45.254 | 11 | 10 | ORTIZ | 2:01.058 | 2:01.253 | 0.195 |
| 12 | 64 | GENTIL | 33.509 | 10 | ORTIZ | 42.516 | 64 | GENTIL | 45.361 | 12 | 64 | GENTIL | 2:01.454 | 2:02.012 | 0.558 |
| 13 | 30 | DIEZ | 33.745 | 64 | GENTIL | 42.584 | 30 | DIEZ | 45.455 | 13 | 30 | DIEZ | 2:01.627 | 2:02.889 | 1.262 |

COPA NACIONAL

Q2 - BEST SPEEDS

| POS | NO | NAME | VMAX | KPH |
|-----|-----|-----------|------|-------|
| 1 | 23 | GUTIERREZ | | 180.8 |
| 2 | 66 | BEIRO | | 180.0 |
| 3 | 42 | GENTILE | | 179.1 |
| 4 | 3 | POUGET | | 178.3 |
| 5 | 17 | ROMERO | | 178.3 |
| 6 | 65 | JULIA | | 178.3 |
| 7 | 111 | GONZÁLEZ | | 177.5 |
| 8 | 8 | PEREZ | | 177.5 |
| 9 | 21 | FRANCES | | 176.7 |
| 10 | 41 | ESTRADA | | 175.2 |
| 11 | 64 | GENTIL | | 175.2 |
| 12 | 30 | DIEZ | | 175.2 |
| 13 | 10 | ORTIZ | | 174.4 |

COPA NACIONAL

Q2 - STATISTICS

Competitors Started 13
Planned Start 2024-06-08 @ 15:50:00.000
Actual Start 2024-06-08 @ 15:55:04.105
Finish Time 2024-06-08 @ 16:10:10.504
Track Length 3.904km
Total Laps 71
Total Distance Covered 277.219km

Session Fastest Lap History

| NO | NAME | LAP TIME | TIME OF DAY | LAP | VEHICLE |
|-----|--------------------------|-----------------|--------------|-----|--------------------|
| 111 | Iván Hernández GONZÁLEZ | 1:59.248 | 16:00:00.691 | 2 | Renault CLIO CUP V |
| 41 | Alejandro Iribas ESTRADA | 1:59.040 | 16:00:31.644 | 2 | Renault CLIO CUP V |
| 3 | David POUGET | 1:57.928 | 16:01:41.883 | 2 | Renault CLIO CUP V |
| 3 | David POUGET | 1:57.706 | 16:03:39.588 | 3 | Renault CLIO CUP V |
| 3 | David POUGET | 1:57.633 | 16:05:37.221 | 4 | Renault CLIO CUP V |

Flag History

| TYPE | TIME OF DAY |
|--------|--------------|
| GREEN | 15:55:04.105 |
| FINISH | 16:10:10.504 |

Flag Statistics

| TYPE | COUNT | TOTAL LAPS | TOTAL TIME |
|------------|-------|------------|------------|
| Green | 1 | 7 | 18:16.558 |
| Red | 0 | 0 | 0.000 |
| Safety Car | 0 | 0 | 0.000 |
| FCY | 0 | 0 | 0.000 |

COPA NACIONAL

CARRERA 2 - GRID (28 minutes / 1 Laps)

| | | | | | | | | | | |
|-------------|----|-----------|--------------------|------------|------------------|-----------|------------------|-----------|----------------|----------|
| ROW 7 | | | 13 | 111 | Iván HERNÁNDEZ | | | | | |
| ROW 6 | 12 | 30 | Sergio CABAL | 2:02.889 | 11 | 64 | Gabriel O ALONSO | 2:02.012 | | |
| ROW 5 | | | 10 | 10 | Maximo VARELA | 2:01.253 | 9 | 21 | Lydia SEMPERE | 2:00.774 |
| ROW 4 | 8 | 8 | Joaquín RODRIGO | 2:00.559 | 7 | 65 | Fabien JULIA | 1:59.374 | | |
| ROW 3 | | | 6 | 41 | Alejandro IRIBAS | 1:59.040 | 5 | 42 | Mariano ALONSO | 1:58.983 |
| ROW 2 | 4 | 23 | Jose Antonio GOMEZ | 1:58.773 | 3 | 17 | Nicolas ABELLA | 1:58.749 | | |
| ROW 1 | | | 2 | 66 | Alejandro ROMERO | 1:58.520 | 1 | 3 | David POUGET | 1:57.633 |
| Pole | | | | | | | | | | |

These results are provisional until the conclusion of any judicial and technical matters.

Circuito de Navarra: 3.904 km

| | | | |
|----------------|-----------|-------------|---|
| Race Director: | Stewards: | Timekeeper: |  |
|----------------|-----------|-------------|---|

COPA NACIONAL

CARRERA 1 - CLASSIFICATION - FINAL

Race Distance: 14 Laps / 54.66 kilometers

| POS | NO | NAME | ENTRY | LAPS | TIME | GAP | DIFF | KPH | BEST | ON | GRD | ↑↓ |
|-----|-----|------------------|--|------|-----------|--------|-------|--------|----------|----|-----|----|
| 1 | 3 | David POUGET | Renault CLIO CUP V - DAVID POUGET | 14 | 31:42.388 | | | 103.44 | 1:57.672 | 9 | 1 | 0 |
| 2 | 17 | Nicolas ABELLA | Renault CLIO CUP V - ESCUDERIA LA CORUÑA | 14 | 31:44.065 | 1.677 | 1.677 | 103.35 | 1:58.676 | 3 | 4 | 2 |
| 3 | 42 | Mariano ALONSO | Renault CLIO CUP V - MOTORISMO RACING TEAM | 14 | 31:44.842 | 2.454 | 0.777 | 103.30 | 1:58.691 | 3 | 7 | 4 |
| 4 | 65 | Fabien JULIA | Renault CLIO CUP V - FABIEN JULIA | 14 | 31:45.103 | 2.715 | 0.261 | 103.29 | 1:58.572 | 4 | 2 | -2 |
| 5 | 111 | Iván HERNÁNDEZ | Renault CLIO CUP V - ESCUDERIA LA CORUÑA | 14 | 31:48.243 | 5.855 | 3.140 | 103.12 | 1:58.546 | 5 | 13 | 8 |
| 6 | 66* | Alejandro ROMERO | Renault CLIO CUP V - MOTOR CLUB SABADELL | 14 | 31:49.084 | 6.696 | 0.841 | 103.07 | 1:58.565 | 2 | 3 | -3 |
| 7 | 10 | Maximo VARELA | Renault CLIO CUP V - ESCUDERIA LA CORUÑA | 14 | 31:49.670 | 7.282 | 0.586 | 103.04 | 1:59.713 | 14 | 12 | 5 |
| 8 | 21 | Lydia SEMPERE | Renault CLIO CUP V - A.SCHIMPF TEAM | 14 | 31:51.075 | 8.687 | 1.405 | 102.97 | 2:00.386 | 8 | 11 | 3 |
| 9 | 8* | Joaquín RODRIGO | Renault CLIO CUP V - AUTOMÓVIL CLUB ZARAGOZA | 14 | 31:52.634 | 10.246 | 1.559 | 102.88 | 1:59.572 | 14 | 8 | -1 |
| 10 | 30 | Sergio CABAL | Renault CLIO CUP V - RASANTE SPORT | 14 | 31:53.931 | 11.543 | 1.297 | 102.81 | 2:00.489 | 4 | 10 | 0 |
| 11 | 64 | Gabriel O ALONSO | Renault CLIO CUP V - MOTORISMO RACING TEAM | 14 | 31:54.617 | 12.229 | 0.686 | 102.78 | 2:02.193 | 7 | 9 | -2 |
| 12 | 41* | Alejandro IRIBAS | Renault CLIO CUP V - ESCUDERIA LA CORUÑA | 14 | 32:00.456 | 18.068 | 5.839 | 102.46 | 1:58.841 | 3 | 5 | -7 |

NOT CLASSIFIED

| | | | | | | | | | | | | |
|----|----|--------------------|-------------------------------------|---|-----------|--------|--------|--------|----------|---|---|--|
| NC | 23 | Jose Antonio GOMEZ | Renault CLIO CUP V - A.SCHIMPF TEAM | 9 | 18:05.094 | 5 Laps | 5 Laps | 116.58 | 1:58.667 | 4 | 6 | |
|----|----|--------------------|-------------------------------------|---|-----------|--------|--------|--------|----------|---|---|--|

FASTEST LAP

| | | | | | | |
|---|--------------|-----------------------------------|---|----------|-----------|------------|
| 3 | David POUGET | Renault CLIO CUP V - DAVID POUGET | 9 | 1:57.672 | 74.22 mph | 119.45 kph |
|---|--------------|-----------------------------------|---|----------|-----------|------------|

Comments:#8 - 5 segundos - Track Limits
#41 - 15 segundos - Track Limits
#66 - 3 segundos - Incumplir el Art. 8.1 del Reglamento Deportivo Copa Nacional VLINE

Weather / Track : Cloudy / Dry

Date: 09/06/2024 Start: 12:12 Finish: 12:44
Circuito de Navarra: 3.904 km

| | | | |
|----------------|----------|----------|--|
| Chief Steward: | Steward: | Steward: | |
|----------------|----------|----------|--|

COPA NACIONAL

CARRERA 1 - LAP CHART

| LAP 1 @ 12:14:58.857 | | | LAP 2 @ 12:16:56.898 | | | LAP 3 @ 12:18:54.924 | | | LAP 4 @ 12:20:53.055 | | | LAP 5 @ 12:22:50.814 | | |
|----------------------|--------|----------|----------------------|--------|----------|----------------------|--------|----------|----------------------|--------|----------|----------------------|--------|----------|
| NO | BEHIND | LAP TIME | NO | BEHIND | LAP TIME | NO | BEHIND | LAP TIME | NO | BEHIND | LAP TIME | NO | BEHIND | LAP TIME |
| 3 | | 2:06.514 | 3 | | 1:58.041 | 3 | | 1:58.026 | 3 | | 1:58.131 | 3 | | 1:57.759 |
| 66 | 0.845 | 2:07.359 | 66 | 1.369 | 1:58.565 | 66 | 2.241 | 1:58.898 | 66 | 3.374 | 1:59.264 | 66 | 5.276 | 1:59.661 |
| 65 | 2.047 | 2:08.561 | 65 | 3.182 | 1:59.176 | 65 | 3.826 | 1:58.670 | 65 | 4.267 | 1:58.572 | 65 | 5.548 | 1:59.040 |
| 42 | 2.684 | 2:09.198 | 42 | 3.650 | 1:59.007 | 42 | 4.315 | 1:58.691 | 42 | 4.915 | 1:58.731 | 42 | 6.155 | 1:58.999 |
| 17 | 2.845 | 2:09.359 | 17 | 3.889 | 1:59.085 | 17 | 4.539 | 1:58.676 | 17 | 5.434 | 1:59.026 | 17 | 6.404 | 1:58.729 |
| 23 | 3.783 | 2:10.297 | 23 | 4.790 | 1:59.048 | 23 | 5.516 | 1:58.752 | 23 | 6.052 | 1:58.667 | 23 | 7.139 | 1:58.846 |
| 8 | 4.429 | 2:10.943 | 111 | 5.445 | 1:58.899 | 111 | 6.199 | 1:58.780 | 111 | 7.031 | 1:58.963 | 111 | 7.818 | 1:58.546 |
| 41 | 4.436 | 2:10.950 | 41 | 6.085 | 1:59.690 | 41 | 6.900 | 1:58.841 | 41 | 7.667 | 1:58.898 | 41 | 9.016 | 1:59.108 |
| 111 | 4.587 | 2:11.101 | 8 | 6.341 | 1:59.953 | 8 | 8.270 | 1:59.955 | 8 | 10.684 | 2:00.545 | 8 | 12.970 | 2:00.045 |
| 21 | 7.008 | 2:13.522 | 21 | 12.527 | 2:03.560 | 21 | 15.203 | 2:00.702 | 21 | 17.469 | 2:00.397 | 21 | 22.666 | 2:02.588 |
| 30 | 7.124 | 2:13.638 | 10 | 12.972 | 2:02.359 | 10 | 15.659 | 2:00.713 | 10 | 17.837 | 2:00.309 | 21 | 23.984 | 2:04.274 |
| 64 | 8.517 | 2:15.031 | 30 | 13.747 | 2:04.664 | 30 | 16.833 | 2:01.112 | 30 | 19.191 | 2:00.489 | 30 | 24.690 | 2:03.258 |
| 10 | 8.654 | 2:15.168 | 64 | 14.759 | 2:04.283 | 64 | 18.942 | 2:02.209 | 64 | 23.912 | 2:03.101 | 64 | 28.452 | 2:02.299 |

COPA NACIONAL

CARRERA 1 - LAP CHART

| LAP 6 @ 12:24:48.983 | | | LAP 7 @ 12:26:46.959 | | | LAP 8 @ 12:28:44.983 | | | LAP 9 @ 12:30:42.655 | | | LAP 10 @ 12:32:40.614 | | |
|----------------------|--------|----------|----------------------|--------|----------|----------------------|--------|----------|----------------------|--------|----------|-----------------------|--------|----------|
| NO | BEHIND | LAP TIME | NO | BEHIND | LAP TIME | NO | BEHIND | LAP TIME | NO | BEHIND | LAP TIME | NO | BEHIND | LAP TIME |
| 3 | | 1:58.169 | 3 | | 1:57.976 | 3 | | 1:58.024 | 3 | | 1:57.672 | 3 | | 1:57.959 |
| 66 | 6.702 | 1:59.595 | 66 | 8.721 | 1:59.995 | 66 | 10.215 | 1:59.518 | 42 | 12.261 | 1:59.451 | 17 | 14.703 | 2:00.158 |
| 65 | 6.953 | 1:59.574 | 42 | 9.417 | 1:59.865 | 42 | 10.482 | 1:59.089 | 17 | 12.504 | 1:59.344 | 42 | 14.933 | 2:00.631 |
| 42 | 7.528 | 1:59.542 | 17 | 9.901 | 2:00.038 | 17 | 10.832 | 1:58.955 | 65 | 13.293 | 1:59.818 | 65 | 15.164 | 1:59.830 |
| 17 | 7.839 | 1:59.604 | 65 | 10.254 | 2:01.277 | 65 | 11.147 | 1:58.917 | 41 | 14.660 | 2:00.121 | 41 | 16.103 | 1:59.402 |
| 23 | 8.323 | 1:59.353 | 23 | 11.059 | 2:00.712 | 41 | 12.211 | 1:58.965 | 66 | 14.674 | 2:02.131 | 66 | 18.314 | 2:01.599 |
| 111 | 8.938 | 1:59.289 | 111 | 11.248 | 2:00.286 | 23 | 12.569 | 1:59.534 | 23 | 14.782 | 1:59.885 | 8 | 27.243 | 2:01.487 |
| 41 | 9.712 | 1:58.865 | 41 | 11.270 | 1:59.534 | 111 | 13.253 | 2:00.029 | 111 | 15.147 | 1:59.566 | 111 | 31.325 | 2:14.137 |
| 8 | 15.696 | 2:00.895 | 8 | 18.538 | 2:00.818 | 8 | 20.825 | 2:00.311 | 8 | 23.715 | 2:00.562 | 10 | 35.725 | 2:00.737 |
| 10 | 25.238 | 2:00.741 | 10 | 27.806 | 2:00.544 | 10 | 30.324 | 2:00.542 | 10 | 32.947 | 2:00.295 | 21 | 37.371 | 2:00.602 |
| 21 | 26.765 | 2:00.950 | 21 | 29.388 | 2:00.599 | 21 | 31.750 | 2:00.386 | 21 | 34.728 | 2:00.650 | 30 | 45.062 | 2:02.914 |
| 30 | 27.691 | 2:01.170 | 30 | 30.816 | 2:01.101 | 30 | 35.421 | 2:02.629 | 30 | 40.107 | 2:02.358 | 64 | 51.680 | 2:02.468 |
| 64 | 33.290 | 2:03.007 | 64 | 37.507 | 2:02.193 | 64 | 42.158 | 2:02.675 | 64 | 47.171 | 2:02.685 | | | |

COPA NACIONAL

CARRERA 1 - LAP CHART

| LAP 11 @ 12:34:45.755 | | | LAP 12 @ 12:38:56.822 | | | LAP 13 @ 12:42:36.563 | | | LAP 14 @ 12:44:34.731 | | |
|-----------------------|---------|----------|-----------------------|--------|----------|-----------------------|--------|----------|-----------------------|--------|----------|
| NO | BEHIND | LAP TIME | NO | BEHIND | LAP TIME | NO | BEHIND | LAP TIME | NO | BEHIND | LAP TIME |
| 3 | | 2:05.141 | 3 | | 4:11.067 | 3 | | 3:39.741 | 3 | | 1:58.168 |
| 17 | 17.954 | 2:08.392 | 17 | 1.015 | 3:54.128 | 17 | 0.741 | 3:39.467 | 17 | 1.677 | 1:59.104 |
| 42 | 18.591 | 2:08.799 | 42 | 2.136 | 3:54.612 | 42 | 1.266 | 3:38.871 | 42 | 2.454 | 1:59.356 |
| 65 | 19.692 | 2:09.669 | 65 | 2.784 | 3:54.159 | 65 | 1.681 | 3:38.638 | 65 | 2.715 | 1:59.202 |
| 41 | 20.592 | 2:09.630 | 41 | 3.604 | 3:54.079 | 41 | 2.068 | 3:38.205 | 41 | 3.068 | 1:59.168 |
| 66 | 21.231 | 2:08.058 | 66 | 5.166 | 3:55.002 | 66 | 2.751 | 3:37.326 | 66 | 3.696 | 1:59.113 |
| 8 | 25.473 | 2:03.371 | 8 | 6.353 | 3:51.947 | 8 | 3.842 | 3:37.230 | 8 | 5.246 | 1:59.572 |
| 111 | 27.426 | 2:01.242 | 111 | 7.233 | 3:50.874 | 111 | 4.133 | 3:36.641 | 111 | 5.855 | 1:59.890 |
| 10 | 36.180 | 2:05.596 | 10 | 8.682 | 3:43.569 | 10 | 5.737 | 3:36.796 | 10 | 7.282 | 1:59.713 |
| 21 | 36.734 | 2:04.504 | 21 | 9.502 | 3:43.835 | 21 | 6.192 | 3:36.431 | 21 | 8.687 | 2:00.663 |
| 30 | 44.039 | 2:04.118 | 30 | 10.302 | 3:37.330 | 30 | 7.681 | 3:37.120 | 30 | 11.543 | 2:02.030 |
| 64 | 48.898 | 2:02.359 | 64 | 11.019 | 3:33.188 | 64 | 8.181 | 3:36.903 | 64 | 12.229 | 2:02.216 |
| SC | 10 Laps | 4:40.451 | | | | | | | | | |

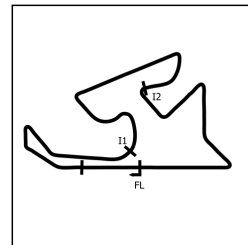
COPA NACIONAL

CARRERA 1 - POSITION CHART

| No | Name | Lap | | | | | | | | | | | | | | |
|-----|-----------|-----|-----|-----|-----|-----|-----|-----|-----|-----|-----|-----|-----|-----|-----|-----|
| | | Pos | 1 | 2 | 3 | 4 | 5 | 6 | 7 | 8 | 9 | 10 | 11 | 12 | 13 | 14 |
| 3 | POUGET | 1 | 3 | 3 | 3 | 3 | 3 | 3 | 3 | 3 | 3 | 3 | 3 | 3 | 3 | 3 |
| 65 | JULIA | 2 | 66 | 66 | 66 | 66 | 66 | 66 | 66 | 66 | 42 | 17 | 17 | 17 | 17 | 17 |
| 66 | ROMERO | 3 | 65 | 65 | 65 | 65 | 65 | 65 | 42 | 42 | 17 | 42 | 42 | 42 | 42 | 42 |
| 17 | ABELLA | 4 | 42 | 42 | 42 | 42 | 42 | 42 | 17 | 17 | 65 | 65 | 65 | 65 | 65 | 65 |
| 41 | IRIBAS | 5 | 17 | 17 | 17 | 17 | 17 | 17 | 65 | 65 | 41 | 41 | 41 | 41 | 41 | 41 |
| 23 | GOMEZ | 6 | 23 | 23 | 23 | 23 | 23 | 23 | 23 | 41 | 66 | 66 | 66 | 66 | 66 | 66 |
| 42 | ALONSO | 7 | 8 | 111 | 111 | 111 | 111 | 111 | 111 | 23 | 23 | 8 | 8 | 8 | 8 | 8 |
| 8 | RODRIGO | 8 | 41 | 41 | 41 | 41 | 41 | 41 | 41 | 111 | 111 | 111 | 111 | 111 | 111 | 111 |
| 64 | ALONSO | 9 | 111 | 8 | 8 | 8 | 8 | 8 | 8 | 8 | 8 | 10 | 10 | 10 | 10 | 10 |
| 30 | CABAL | 10 | 21 | 21 | 21 | 21 | 10 | 10 | 10 | 10 | 10 | 21 | 21 | 21 | 21 | 21 |
| 21 | SEMPERE | 11 | 30 | 10 | 10 | 10 | 21 | 21 | 21 | 21 | 21 | 30 | 30 | 30 | 30 | 30 |
| 10 | VARELA | 12 | 64 | 30 | 30 | 30 | 30 | 30 | 30 | 30 | 30 | 64 | 64 | 64 | 64 | 64 |
| 111 | HERNÁNDEZ | 13 | 10 | 64 | 64 | 64 | 64 | 64 | 64 | 64 | 64 | 64 | 64 | 64 | 64 | 64 |

COPA NACIONAL

CARRERA 1 - SECTOR ANALYSIS



SECTOR 1 = FL to I1, SECTOR 2 = I1 to I2, SECTOR 3 = I2 to I3, SECTOR 4 = I3 to FL, DIFF = Difference To Personal Best Lap, P = Crossed Finish Line in Pit Lane, D = Time Disallowed

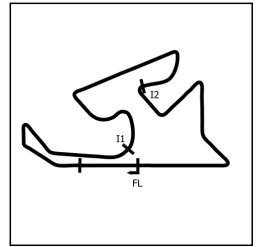
| P1 | | 3 | | David POUGET | | Renault CLIO CUP V - DAVID POUGET | | | |
|---------------------------|---------------|--------------------------|---------------|--------------------|---------------------|-----------------------------------|----------|---------------------|--|
| IDEAL LAP TIME : 1:57.498 | | BEST LAP TIME : 1:57.672 | | DIFFERENCE : 0.174 | | | | | |
| LAP | SECTOR 1 | SECTOR 2 | SECTOR 3 | SPEED TRAP | LAP TIME | KPH | DIFF | TIME OF DAY | |
| 1 - | | 41.229 | 44.189 | | 2:06.514 | 111.10 | 8.842 | 12:14:58.857 | |
| 2 - | 32.809 | 41.063 | 44.169 | 175.2 | 1:58.041 | 119.07 | 0.369 | 12:16:56.898 | |
| 3 - | 32.619 | 41.379 | 44.028 | 175.2 | 1:58.026 | 119.09 | 0.354 | 12:18:54.924 | |
| 4 - | 32.717 | 41.213 | 44.201 | 175.2 | 1:58.131 | 118.98 | 0.459 | 12:20:53.055 | |
| 5 - | 32.473 | 41.129 | 44.157 | 176.7 | 1:57.759 (2) | 119.36 | 0.087 | 12:22:50.814 | |
| 6 - | 32.611 | 41.296 | 44.262 | 176.0 | 1:58.169 | 118.94 | 0.497 | 12:24:48.983 | |
| 7 - | 32.428 | 41.212 | 44.336 | 176.0 | 1:57.976 | 119.14 | 0.304 | 12:26:46.959 | |
| 8 - | 32.654 | 41.211 | 44.159 | 176.0 | 1:58.024 | 119.09 | 0.352 | 12:28:44.983 | |
| 9 - | 32.407 | 41.077 | 44.188 | 175.2 | 1:57.672 (1) | 119.45 | | 12:30:42.655 | |
| 10 - | 32.459 | 41.222 | 44.278 | 176.7 | 1:57.959 (3) | 119.16 | 0.287 | 12:32:40.614 | |
| 11 - | 32.568 | 41.832 | 50.741 | 175.2 | 2:05.141 | 112.32 | 7.469 | 12:34:45.755 | |
| 12 - | 59.745 | 1:35.058 | 1:36.264 | 147.2 | 4:11.067 | 55.98 | 2:13.395 | 12:38:56.822 | |
| 13 - | 1:22.182 | 1:25.191 | 52.368 | 51.7 | 3:39.741 | 63.96 | 1:42.069 | 12:42:36.563 | |
| 14 - | 32.699 | 41.195 | 44.274 | 175.2 | 1:58.168 | 118.95 | 0.496 | 12:44:34.731 | |

| P2 | | 17 | | Nicolas ABELLA | | Renault CLIO CUP V - ESCUDERIA LA CORUÑA | | | |
|---------------------------|---------------|--------------------------|---------------|--------------------|---------------------|--|----------|---------------------|--|
| IDEAL LAP TIME : 1:58.232 | | BEST LAP TIME : 1:58.676 | | DIFFERENCE : 0.444 | | | | | |
| LAP | SECTOR 1 | SECTOR 2 | SECTOR 3 | SPEED TRAP | LAP TIME | KPH | DIFF | TIME OF DAY | |
| 1 - | | 42.541 | 44.873 | | 2:09.359 | 108.65 | 10.683 | 12:15:01.702 | |
| 2 - | 33.232 | 41.629 | 44.224 | 179.1 | 1:59.085 | 118.03 | 0.409 | 12:17:00.787 | |
| 3 - | 32.536 | 41.689 | 44.451 | 182.4 | 1:58.676 (1) | 118.44 | | 12:18:59.463 | |
| 4 - | 32.657 | 41.903 | 44.466 | 181.6 | 1:59.026 | 118.09 | 0.350 | 12:20:58.489 | |
| 5 - | 32.418 | 41.764 | 44.547 | 181.6 | 1:58.729 (2) | 118.38 | 0.053 | 12:22:57.218 | |
| 6 - | 32.836 | 41.899 | 44.869 | 181.6 | 1:59.604 | 117.52 | 0.928 | 12:24:56.822 | |
| 7 - | 32.494 | 42.248 | 45.296 | 181.6 | 2:00.038 | 117.09 | 1.362 | 12:26:56.860 | |
| 8 - | 32.514 | 41.590 | 44.851 | 180.8 | 1:58.955 (3) | 118.16 | 0.279 | 12:28:55.815 | |
| 9 - | 33.030 | 41.596 | 44.718 | 178.3 | 1:59.344 | 117.77 | 0.668 | 12:30:55.159 | |
| 10 - | 32.915 | 42.079 | 45.164 | 180.8 | 2:00.158 | 116.98 | 1.482 | 12:32:55.317 | |
| 11 - | 33.179 | 42.744 | 52.469 | 174.4 | 2:08.392 | 109.47 | 9.716 | 12:35:03.709 | |
| 12 - | 42.637 | 1:35.357 | 1:36.134 | 145.5 | 3:54.128 | 60.03 | 1:55.452 | 12:38:57.837 | |
| 13 - | 1:21.961 | 1:25.167 | 52.339 | 47.9 | 3:39.467 | 64.04 | 1:40.791 | 12:42:37.304 | |
| 14 - | 32.820 | 41.940 | 44.344 | 177.5 | 1:59.104 | 118.01 | 0.428 | 12:44:36.408 | |

| P3 | | 42 | | Mariano ALONSO | | Renault CLIO CUP V - MOTORISMO RACING TEAM | | | |
|---------------------------|---------------|--------------------------|---------------|--------------------|---------------------|--|----------|---------------------|--|
| IDEAL LAP TIME : 1:58.339 | | BEST LAP TIME : 1:58.691 | | DIFFERENCE : 0.352 | | | | | |
| LAP | SECTOR 1 | SECTOR 2 | SECTOR 3 | SPEED TRAP | LAP TIME | KPH | DIFF | TIME OF DAY | |
| 1 - | | 42.458 | 45.043 | | 2:09.198 | 108.79 | 10.507 | 12:15:01.541 | |
| 2 - | 33.055 | 41.467 | 44.485 | 177.5 | 1:59.007 | 118.11 | 0.316 | 12:17:00.548 | |
| 3 - | 32.531 | 41.535 | 44.625 | 180.0 | 1:58.691 (1) | 118.42 | | 12:18:59.239 | |
| 4 - | 32.478 | 41.714 | 44.539 | 180.0 | 1:58.731 (2) | 118.38 | 0.040 | 12:20:57.970 | |
| 5 - | 32.387 | 41.934 | 44.678 | 180.0 | 1:58.999 (3) | 118.12 | 0.308 | 12:22:56.969 | |
| 6 - | 32.703 | 42.196 | 44.643 | 180.0 | 1:59.542 | 117.58 | 0.851 | 12:24:56.511 | |
| 7 - | 32.536 | 42.134 | 45.195 | 179.1 | 1:59.865 | 117.26 | 1.174 | 12:26:56.376 | |
| 8 - | 32.549 | 41.735 | 44.805 | 178.3 | 1:59.089 | 118.03 | 0.398 | 12:28:55.465 | |
| 9 - | 32.779 | 41.806 | 44.866 | 180.8 | 1:59.451 | 117.67 | 0.760 | 12:30:54.916 | |
| 10 - | 32.891 | 42.138 | 45.602 | 176.7 | 2:00.631 | 116.52 | 1.940 | 12:32:55.547 | |
| 11 - | 33.202 | 43.174 | 52.423 | 180.8 | 2:08.799 | 109.13 | 10.108 | 12:35:04.346 | |
| 12 - | 42.715 | 1:35.739 | 1:36.158 | 148.8 | 3:54.612 | 59.91 | 1:55.921 | 12:38:58.958 | |
| 13 - | 1:21.475 | 1:25.476 | 51.920 | 50.0 | 3:38.871 | 64.22 | 1:40.180 | 12:42:37.829 | |
| 14 - | 32.726 | 41.808 | 44.822 | 179.1 | 1:59.356 | 117.76 | 0.665 | 12:44:37.185 | |

COPA NACIONAL

CARRERA 1 - SECTOR ANALYSIS



SECTOR 1 = FL to I1, SECTOR 2 = I1 to I2 SECTOR 3 = I2 to I3, SECTOR 4 = I3 to FL, DIFF = Difference To Personal Best Lap, P = Crossed Finish Line in Pit Lane, D = Time Disallowed

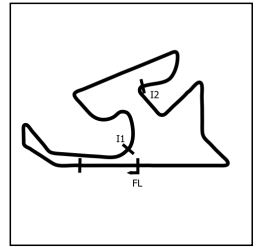
| P4 65 | | Fabien JULIA | | Renault CLIO CUP V - FABIEN JULIA | | | | |
|---------------------------|-----------------|--------------------------|-----------------|-----------------------------------|---------------------|---------------|----------|---------------------|
| IDEAL LAP TIME : 1:58.436 | | BEST LAP TIME : 1:58.572 | | DIFFERENCE : 0.136 | | | | |
| LAP | SECTOR 1 | SECTOR 2 | SECTOR 3 | SPEED TRAP | LAP TIME | KPH | DIFF | TIME OF DAY |
| 1 - | | 42.486 | 44.611 | | 2:08.561 | 109.33 | 9.989 | 12:15:00.904 |
| 2 - | 33.160 | 41.596 | 44.420 | 175.2 | 1:59.176 | 117.94 | 0.604 | 12:17:00.080 |
| 3 - | 32.734 | 41.551 | 44.385 | 176.0 | 1:58.670 (2) | 118.44 | 0.098 | 12:18:58.750 |
| 4 - | 32.700 | 41.554 | 44.318 | 176.0 | 1:58.572 (1) | 118.54 | | 12:20:57.322 |
| 5 - | 32.769 | 41.551 | 44.720 | 177.5 | 1:59.040 | 118.07 | 0.468 | 12:22:56.362 |
| 6 - | 32.986 | 42.048 | 44.540 | 179.1 | 1:59.574 | 117.55 | 1.002 | 12:24:55.936 |
| 7 - | 32.727 | 42.404 | 46.146 | 180.0 | 2:01.277 | 115.90 | 2.705 | 12:26:57.213 |
| 8 - | 32.633 | 41.769 | 44.515 | 180.0 | 1:58.917 (3) | 118.20 | 0.345 | 12:28:56.130 |
| 9 - | 33.010 | 42.171 | 44.637 | 180.8 | 1:59.818 | 117.31 | 1.246 | 12:30:55.948 |
| 10 - | 32.567 | 42.246 | 45.017 | 178.3 | 1:59.830 | 117.30 | 1.258 | 12:32:55.778 |
| 11 - | 33.193 | 43.475 | 53.001 | 177.5 | 2:09.669 | 108.40 | 11.097 | 12:35:05.447 |
| 12 - | 42.101 | 1:36.586 | 1:35.472 | 162.2 | 3:54.159 | 60.02 | 1:55.587 | 12:38:59.606 |
| 13 - | 1:21.544 | 1:25.919 | 51.175 | 49.2 | 3:38.638 | 64.28 | 1:40.066 | 12:42:38.244 |
| 14 - | 32.998 | 41.701 | 44.503 | 180.0 | 1:59.202 | 117.91 | 0.630 | 12:44:37.446 |

| P5 66 | | Alejandro ROMERO | | Renault CLIO CUP V - MOTOR CLUB SABADELL | | | | |
|---------------------------|-----------------|--------------------------|-----------------|--|---------------------|---------------|----------|---------------------|
| IDEAL LAP TIME : 1:58.285 | | BEST LAP TIME : 1:58.565 | | DIFFERENCE : 0.280 | | | | |
| LAP | SECTOR 1 | SECTOR 2 | SECTOR 3 | SPEED TRAP | LAP TIME | KPH | DIFF | TIME OF DAY |
| 1 - | | 42.276 | 44.415 | | 2:07.359 | 110.36 | 8.794 | 12:14:59.702 |
| 2 - | 32.863 | 41.399 | 44.303 | 179.1 | 1:58.565 (1) | 118.55 | | 12:16:58.267 |
| 3 - | 32.683 | 41.829 | 44.386 | 177.5 | 1:58.898 (2) | 118.22 | 0.333 | 12:18:57.165 |
| 4 - | 32.934 | 41.828 | 44.502 | 177.5 | 1:59.264 | 117.85 | 0.699 | 12:20:56.429 |
| 5 - | 32.747 | 41.942 | 44.972 | 177.5 | 1:59.661 | 117.46 | 1.096 | 12:22:56.090 |
| 6 - | 32.897 | 41.975 | 44.723 | 176.0 | 1:59.595 | 117.53 | 1.030 | 12:24:55.685 |
| 7 - | 32.777 | 42.304 | 44.914 | 176.7 | 1:59.995 | 117.13 | 1.430 | 12:26:55.680 |
| 8 - | 32.602 | 41.974 | 44.942 | 176.0 | 1:59.518 | 117.60 | 0.953 | 12:28:55.198 |
| 9 - | 33.441 | 42.990 | 45.700 | 176.0 | 2:02.131 | 115.09 | 3.566 | 12:30:57.329 |
| 10 - | 33.752 | 42.848 | 44.999 | 177.5 | 2:01.599 | 115.59 | 3.034 | 12:32:58.928 |
| 11 - | 32.841 | 42.614 | 52.603 | 178.3 | 2:08.058 | 109.76 | 9.493 | 12:35:06.986 |
| 12 - | 42.611 | 1:37.110 | 1:35.281 | 157.7 | 3:55.002 | 59.81 | 1:56.437 | 12:39:01.988 |
| 13 - | 1:21.288 | 1:26.554 | 49.484 | 48.0 | 3:37.326 | 64.67 | 1:38.761 | 12:42:39.314 |
| 14 - | 32.583 | 41.955 | 44.575 | 182.4 | 1:59.113 (3) | 118.00 | 0.548 | 12:44:38.427 |

| P6 10 | | Maximo VARELA | | Renault CLIO CUP V - ESCUDERIA LA CORUÑA | | | | |
|---------------------------|-----------------|--------------------------|-----------------|--|---------------------|---------------|----------|---------------------|
| IDEAL LAP TIME : 1:59.496 | | BEST LAP TIME : 1:59.713 | | DIFFERENCE : 0.217 | | | | |
| LAP | SECTOR 1 | SECTOR 2 | SECTOR 3 | SPEED TRAP | LAP TIME | KPH | DIFF | TIME OF DAY |
| 1 - | | 43.740 | 45.360 | | 2:15.168 | 103.98 | 15.455 | 12:15:07.511 |
| 2 - | 33.755 | 43.536 | 45.068 | 177.5 | 2:02.359 | 114.87 | 2.646 | 12:17:09.870 |
| 3 - | 33.189 | 42.491 | 45.033 | 180.0 | 2:00.713 | 116.44 | 1.000 | 12:19:10.583 |
| 4 - | 33.144 | 42.371 | 44.794 | 179.1 | 2:00.309 (3) | 116.83 | 0.596 | 12:21:10.892 |
| 5 - | 35.528 | 42.296 | 44.764 | 180.8 | 2:02.588 | 114.66 | 2.875 | 12:23:13.480 |
| 6 - | 33.308 | 42.095 | 45.338 | 173.6 | 2:00.741 | 116.41 | 1.028 | 12:25:14.221 |
| 7 - | 33.196 | 42.351 | 44.997 | 174.4 | 2:00.544 | 116.60 | 0.831 | 12:27:14.765 |
| 8 - | 33.280 | 42.146 | 45.116 | 176.7 | 2:00.542 | 116.60 | 0.829 | 12:29:15.307 |
| 9 - | 33.076 | 42.491 | 44.728 | 175.2 | 2:00.295 (2) | 116.84 | 0.582 | 12:31:15.602 |
| 10 - | 33.193 | 42.842 | 44.702 | 176.0 | 2:00.737 | 116.41 | 1.024 | 12:33:16.339 |
| 11 - | 32.944 | 45.994 | 46.658 | 175.2 | 2:05.596 | 111.91 | 5.883 | 12:35:21.935 |
| 12 - | 34.632 | 1:33.356 | 1:35.581 | 158.4 | 3:43.569 | 62.87 | 1:43.856 | 12:39:05.504 |
| 13 - | 1:20.317 | 1:26.541 | 49.938 | 51.2 | 3:36.796 | 64.83 | 1:37.083 | 12:42:42.300 |
| 14 - | 32.732 | 42.062 | 44.919 | 178.3 | 1:59.713 (1) | 117.41 | | 12:44:42.013 |

COPA NACIONAL

CARRERA 1 - SECTOR ANALYSIS



SECTOR 1 = FL to I1, SECTOR 2 = I1 to I2 SECTOR 3 = I2 to I3, SECTOR 4 = I3 to FL, DIFF = Difference To Personal Best Lap, P = Crossed Finish Line in Pit Lane, D = Time Disallowed

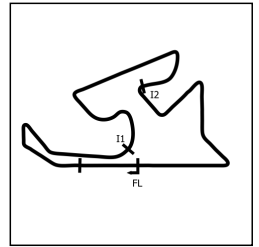
| P7 21 | | Lydia SEMPERE | | Renault CLIO CUP V - A.SCHIMPF TEAM | | | | | |
|---------------------------|-----------------|--------------------------|-----------------|-------------------------------------|---------------------|---------------|----------|---------------------|--|
| IDEAL LAP TIME : 1:59.867 | | BEST LAP TIME : 2:00.386 | | DIFFERENCE : 0.519 | | | | | |
| LAP | SECTOR 1 | SECTOR 2 | SECTOR 3 | SPEED TRAP | LAP TIME | KPH | DIFF | TIME OF DAY | |
| 1 - | | 43.276 | 46.520 | | 2:13.522 | 105.27 | 13.136 | 12:15:05.865 | |
| 2 - | 35.011 | 43.389 | 45.160 | 176.7 | 2:03.560 | 113.76 | 3.174 | 12:17:09.425 | |
| 3 - | 33.287 | 42.353 | 45.062 | 175.2 | 2:00.702 | 116.45 | 0.316 | 12:19:10.127 | |
| 4 - | 33.223 | 42.246 | 44.928 | 175.2 | 2:00.397 (2) | 116.74 | 0.011 | 12:21:10.524 | |
| 5 - | 36.599 | 42.485 | 45.190 | 176.0 | 2:04.274 | 113.10 | 3.888 | 12:23:14.798 | |
| 6 - | 33.579 | 42.355 | 45.016 | 176.0 | 2:00.950 | 116.21 | 0.564 | 12:25:15.748 | |
| 7 - | 33.330 | 42.319 | 44.950 | 176.0 | 2:00.599 (3) | 116.55 | 0.213 | 12:27:16.347 | |
| 8 - | 33.203 | 42.031 | 45.152 | 177.5 | 2:00.386 (1) | 116.75 | | 12:29:16.733 | |
| 9 - | 33.168 | 42.433 | 45.049 | 177.5 | 2:00.650 | 116.50 | 0.264 | 12:31:17.383 | |
| 10 - | 33.103 | 42.219 | 45.280 | 177.5 | 2:00.602 | 116.55 | 0.216 | 12:33:17.985 | |
| 11 - | 33.194 | 44.889 | 46.421 | 176.7 | 2:04.504 | 112.89 | 4.118 | 12:35:22.489 | |
| 12 - | 34.568 | 1:33.895 | 1:35.372 | 159.6 | 3:43.835 | 62.79 | 1:43.449 | 12:39:06.324 | |
| 13 - | 1:20.110 | 1:26.756 | 49.565 | 50.3 | 3:36.431 | 64.94 | 1:36.045 | 12:42:42.755 | |
| 14 - | 32.908 | 42.539 | 45.216 | 180.8 | 2:00.663 | 116.49 | 0.277 | 12:44:43.418 | |

| P8 8 | | Joaquín RODRIGO | | Renault CLIO CUP V - AUTOMÓVIL CLUB ZARAGOZA | | | | | |
|---------------------------|-----------------|--------------------------|-----------------|--|---------------------|---------------|----------|---------------------|--|
| IDEAL LAP TIME : 1:59.213 | | BEST LAP TIME : 1:59.572 | | DIFFERENCE : 0.359 | | | | | |
| LAP | SECTOR 1 | SECTOR 2 | SECTOR 3 | SPEED TRAP | LAP TIME | KPH | DIFF | TIME OF DAY | |
| 1 - | | 42.543 | 46.071 | | 2:10.943 | 107.34 | 11.371 | 12:15:03.286 | |
| 2 - | 33.670 | 41.917 | 44.366 | 171.4 | 1:59.953 (2) | 117.18 | 0.381 | 12:17:03.239 | |
| 3 - | 32.960 | 42.145 | 44.850 | 182.4 | 1:59.955 (3) | 117.17 | 0.383 | 12:19:03.194 | |
| 4 - | 33.277 | 42.273 | 44.995 | 176.7 | 2:00.545 | 116.60 | 0.973 | 12:21:03.739 | |
| 5 - | 32.930 | 42.069 | 45.046 | 176.7 | 2:00.045 | 117.09 | 0.473 | 12:23:03.784 | |
| 6 - | 33.131 | 42.651 | 45.113 | 175.2 | 2:00.895 | 116.26 | 1.323 | 12:25:04.679 | |
| 7 - | 33.180 | 42.265 | 45.373 | 175.2 | 2:00.818 | 116.34 | 1.246 | 12:27:05.497 | |
| 8 - | 33.049 | 42.037 | 45.225 | 176.0 | 2:00.311 | 116.83 | 0.739 | 12:29:05.808 | |
| 9 - | 32.998 | 42.231 | 45.333 | 176.7 | 2:00.562 | 116.58 | 0.990 | 12:31:06.370 | |
| 10 - | 33.213 | 42.762 | 45.512 | 176.7 | 2:01.487 | 115.70 | 1.915 | 12:33:07.857 | |
| 11 - | 32.953 | 42.664 | 47.754 | 174.4 | 2:03.371 | 113.93 | 3.799 | 12:35:11.228 | |
| 12 - | 39.181 | 1:37.475 | 1:35.291 | 167.7 | 3:51.947 | 60.60 | 1:52.375 | 12:39:03.175 | |
| 13 - | 1:21.003 | 1:26.273 | 49.954 | 49.8 | 3:37.230 | 64.70 | 1:37.658 | 12:42:40.405 | |
| 14 - | 32.951 | 42.061 | 44.560 | 180.0 | 1:59.572 (1) | 117.55 | | 12:44:39.977 | |

| P9 111 | | Iván HERNÁNDEZ | | Renault CLIO CUP V - ESCUDERIA LA CORUÑA | | | | | |
|---------------------------|-----------------|--------------------------|-----------------|--|---------------------|---------------|----------|---------------------|--|
| IDEAL LAP TIME : 1:58.332 | | BEST LAP TIME : 1:58.546 | | DIFFERENCE : 0.214 | | | | | |
| LAP | SECTOR 1 | SECTOR 2 | SECTOR 3 | SPEED TRAP | LAP TIME | KPH | DIFF | TIME OF DAY | |
| 1 - | | 42.955 | 45.045 | | 2:11.101 | 107.21 | 12.555 | 12:15:03.444 | |
| 2 - | 32.737 | 41.791 | 44.371 | 179.1 | 1:58.899 (3) | 118.21 | 0.353 | 12:17:02.343 | |
| 3 - | 32.618 | 41.660 | 44.502 | 178.3 | 1:58.780 (2) | 118.33 | 0.234 | 12:19:01.123 | |
| 4 - | 32.600 | 41.796 | 44.567 | 177.5 | 1:58.963 | 118.15 | 0.417 | 12:21:00.086 | |
| 5 - | 32.463 | 41.498 | 44.585 | 177.5 | 1:58.546 (1) | 118.57 | | 12:22:58.632 | |
| 6 - | 32.751 | 41.757 | 44.781 | 177.5 | 1:59.289 | 117.83 | 0.743 | 12:24:57.921 | |
| 7 - | 32.594 | 41.901 | 45.791 | 177.5 | 2:00.286 | 116.85 | 1.740 | 12:26:58.207 | |
| 8 - | 33.305 | 41.944 | 44.780 | 178.3 | 2:00.029 | 117.10 | 1.483 | 12:28:58.236 | |
| 9 - | 32.531 | 42.042 | 44.993 | 179.1 | 1:59.566 | 117.56 | 1.020 | 12:30:57.802 | |
| 10 - | 33.505 | 54.738 | 45.894 | 179.1 | 2:14.137 | 104.78 | 15.591 | 12:33:11.939 | |
| 11 - | 33.548 | 42.167 | 45.527 | 171.4 | 2:01.242 | 115.93 | 2.696 | 12:35:13.181 | |
| 12 - | 37.970 | 1:37.251 | 1:35.653 | 171.4 | 3:50.874 | 60.88 | 1:52.328 | 12:39:04.055 | |
| 13 - | 1:20.955 | 1:26.066 | 49.620 | 49.9 | 3:36.641 | 64.88 | 1:38.095 | 12:42:40.696 | |
| 14 - | 33.091 | 41.973 | 44.826 | 177.5 | 1:59.890 | 117.24 | 1.344 | 12:44:40.586 | |

COPA NACIONAL

CARRERA 1 - SECTOR ANALYSIS



SECTOR 1 = FL to I1, SECTOR 2 = I1 to I2 SECTOR 3 = I2 to I3, SECTOR 4 = I3 to FL, DIFF = Difference To Personal Best Lap, P = Crossed Finish Line in Pit Lane, D = Time Disallowed

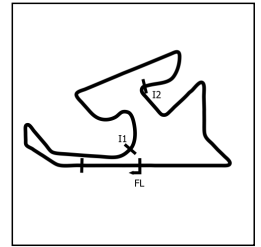
| P10 30 | | Sergio CABAL | | Renault CLIO CUP V - RASANTE SPORT | | | | |
|---------------------------|-----------------|--------------------------|---------------|------------------------------------|---------------------|---------------|----------|---------------------|
| IDEAL LAP TIME : 2:00.457 | | BEST LAP TIME : 2:00.489 | | DIFFERENCE : 0.032 | | | | |
| LAP | SECTOR 1 | SECTOR 2 | SECTOR 3 | SPEED TRAP | LAP TIME | KPH | DIFF | TIME OF DAY |
| 1 - | | 42.496 | 46.144 | | 2:13.638 | 105.18 | 13.149 | 12:15:05.981 |
| 2 - | 35.408 | 43.975 | 45.281 | 168.5 | 2:04.664 | 112.75 | 4.175 | 12:17:10.645 |
| 3 - | 33.434 | 42.435 | 45.243 | 176.7 | 2:01.112 (3) | 116.05 | 0.623 | 12:19:11.757 |
| 4 - | 33.466 | 42.097 | 44.926 | 175.2 | 2:00.489 (1) | 116.65 | | 12:21:12.246 |
| 5 - | 35.438 | 42.439 | 45.381 | 176.7 | 2:03.258 | 114.03 | 2.769 | 12:23:15.504 |
| 6 - | 33.442 | 42.380 | 45.348 | 175.2 | 2:01.170 | 116.00 | 0.681 | 12:25:16.674 |
| 7 - | 33.576 | 42.271 | 45.254 | 175.2 | 2:01.101 (2) | 116.07 | 0.612 | 12:27:17.775 |
| 8 - | 33.735 | 43.105 | 45.789 | 176.0 | 2:02.629 | 114.62 | 2.140 | 12:29:20.404 |
| 9 - | 34.026 | 42.655 | 45.677 | 173.6 | 2:02.358 | 114.87 | 1.869 | 12:31:22.762 |
| 10 - | 34.265 | 42.843 | 45.806 | 172.9 | 2:02.914 | 114.35 | 2.425 | 12:33:25.676 |
| 11 - | 34.319 | 43.806 | 45.993 | 172.1 | 2:04.118 | 113.24 | 3.629 | 12:35:29.794 |
| 12 - | 34.542 | 1:27.798 | 1:34.990 | 165.0 | 3:37.330 | 64.67 | 1:36.841 | 12:39:07.124 |
| 13 - | 1:20.383 | 1:26.704 | 50.033 | 49.2 | 3:37.120 | 64.73 | 1:36.631 | 12:42:44.244 |
| 14 - | 33.625 | 42.684 | 45.721 | 176.7 | 2:02.030 | 115.18 | 1.541 | 12:44:46.274 |

| P11 64 | | Gabriel O ALONSO | | Renault CLIO CUP V - MOTORISMO RACING TEAM | | | | |
|---------------------------|-----------------|--------------------------|---------------|--|---------------------|---------------|----------|---------------------|
| IDEAL LAP TIME : 2:01.551 | | BEST LAP TIME : 2:02.193 | | DIFFERENCE : 0.642 | | | | |
| LAP | SECTOR 1 | SECTOR 2 | SECTOR 3 | SPEED TRAP | LAP TIME | KPH | DIFF | TIME OF DAY |
| 1 - | | 43.542 | 45.794 | | 2:15.031 | 104.09 | 12.838 | 12:15:07.374 |
| 2 - | 34.678 | 44.120 | 45.485 | 165.6 | 2:04.283 | 113.09 | 2.090 | 12:17:11.657 |
| 3 - | 33.753 | 42.670 | 45.786 | 176.0 | 2:02.209 (2) | 115.01 | 0.016 | 12:19:13.866 |
| 4 - | 33.861 | 43.239 | 46.001 | 174.4 | 2:03.101 | 114.18 | 0.908 | 12:21:16.967 |
| 5 - | 33.771 | 43.021 | 45.507 | 174.4 | 2:02.299 | 114.93 | 0.106 | 12:23:19.266 |
| 6 - | 33.888 | 42.656 | 46.463 | 172.9 | 2:03.007 | 114.27 | 0.814 | 12:25:22.273 |
| 7 - | 33.732 | 42.953 | 45.508 | 171.4 | 2:02.193 (1) | 115.03 | | 12:27:24.466 |
| 8 - | 33.653 | 42.984 | 46.038 | 173.6 | 2:02.675 | 114.58 | 0.482 | 12:29:27.141 |
| 9 - | 33.827 | 43.213 | 45.645 | 174.4 | 2:02.685 | 114.57 | 0.492 | 12:31:29.826 |
| 10 - | 33.530 | 43.094 | 45.844 | 174.4 | 2:02.468 | 114.77 | 0.275 | 12:33:32.294 |
| 11 - | 33.410 | 43.072 | 45.877 | 172.9 | 2:02.359 | 114.87 | 0.166 | 12:35:34.653 |
| 12 - | 34.074 | 1:24.528 | 1:34.586 | 172.1 | 3:33.188 | 65.93 | 1:30.995 | 12:39:07.841 |
| 13 - | 1:20.132 | 1:26.700 | 50.071 | 47.1 | 3:36.903 | 64.80 | 1:34.710 | 12:42:44.744 |
| 14 - | 33.984 | 42.662 | 45.570 | 172.1 | 2:02.216 (3) | 115.01 | 0.023 | 12:44:46.960 |

| P12 41 | | Alejandro IRIBAS | | Renault CLIO CUP V - ESCUDERIA LA CORUÑA | | | | |
|---------------------------|-----------------|--------------------------|---------------|--|---------------------|---------------|----------|---------------------|
| IDEAL LAP TIME : 1:58.444 | | BEST LAP TIME : 1:58.841 | | DIFFERENCE : 0.397 | | | | |
| LAP | SECTOR 1 | SECTOR 2 | SECTOR 3 | SPEED TRAP | LAP TIME | KPH | DIFF | TIME OF DAY |
| 1 - | | 43.108 | 45.277 | | 2:10.950 | 107.33 | 12.109 | 12:15:03.293 |
| 2 - | 33.205 | 41.829 | 44.656 | 172.9 | 1:59.690 | 117.43 | 0.849 | 12:17:02.983 |
| 3 - | 32.719 | 41.641 | 44.481 | 180.0 | 1:58.841 (1) | 118.27 | | 12:19:01.824 |
| 4 - | 32.724 | 41.758 | 44.416 | 179.1 | 1:58.898 (3) | 118.22 | 0.057 | 12:21:00.722 |
| 5 - | 32.860 | 41.636 | 44.612 | 180.0 | 1:59.108 | 118.01 | 0.267 | 12:22:59.830 |
| 6 - | 32.667 | 41.628 | 44.570 | 177.5 | 1:58.865 (2) | 118.25 | 0.024 | 12:24:58.695 |
| 7 - | 32.665 | 41.608 | 45.261 | 178.3 | 1:59.534 | 117.59 | 0.693 | 12:26:58.229 |
| 8 - | 32.689 | 41.602 | 44.674 | 180.8 | 1:58.965 | 118.15 | 0.124 | 12:28:57.194 |
| 9 - | 32.497 | 42.008 | 45.616 | 177.5 | 2:00.121 | 117.01 | 1.280 | 12:30:57.315 |
| 10 - | 33.199 | 41.531 | 44.672 | 175.2 | 1:59.402 | 117.72 | 0.561 | 12:32:56.717 |
| 11 - | 33.170 | 43.216 | 53.244 | 177.5 | 2:09.630 | 108.43 | 10.789 | 12:35:06.347 |
| 12 - | 42.409 | 1:36.523 | 1:35.147 | 158.4 | 3:54.079 | 60.04 | 1:55.238 | 12:39:00.426 |
| 13 - | 1:21.807 | 1:25.976 | 50.422 | 47.5 | 3:38.205 | 64.41 | 1:39.364 | 12:42:38.631 |
| 14 - | 32.850 | 41.827 | 44.491 | 182.4 | 1:59.168 | 117.95 | 0.327 | 12:44:37.799 |

COPA NACIONAL

CARRERA 1 - SECTOR ANALYSIS



SECTOR 1 = FL to I1, SECTOR 2 = I1 to I2 SECTOR 3 = I2 to I3, SECTOR 4 = I3 to FL, DIFF = Difference To Personal Best Lap, P = Crossed Finish Line in Pit Lane, D = Time Disallowed

| P13 23 | | Jose Antonio GOMEZ | | Renault CLIO CUP V - A.SCHIMPF TEAM | | | | |
|---------------------------|---------------|--------------------------|---------------|-------------------------------------|---------------------|---------------|--------|---------------------|
| IDEAL LAP TIME : 1:58.491 | | BEST LAP TIME : 1:58.667 | | DIFFERENCE : 0.176 | | | | |
| LAP | SECTOR 1 | SECTOR 2 | SECTOR 3 | SPEED TRAP | LAP TIME | KPH | DIFF | TIME OF DAY |
| 1 - | | 42.577 | 45.047 | | 2:10.297 | 107.87 | 11.630 | 12:15:02.640 |
| 2 - | 32.623 | 41.927 | 44.498 | 180.8 | 1:59.048 | 118.07 | 0.381 | 12:17:01.688 |
| 3 - | 32.557 | 41.848 | 44.347 | 180.0 | 1:58.752 (2) | 118.36 | 0.085 | 12:19:00.440 |
| 4 - | 32.612 | 41.736 | 44.319 | 180.0 | 1:58.667 (1) | 118.45 | | 12:20:59.107 |
| 5 - | 32.436 | 41.759 | 44.651 | 182.4 | 1:58.846 (3) | 118.27 | 0.179 | 12:22:57.953 |
| 6 - | 32.907 | 41.871 | 44.575 | 178.3 | 1:59.353 | 117.76 | 0.686 | 12:24:57.306 |
| 7 - | 32.708 | 42.117 | 45.887 | 181.6 | 2:00.712 | 116.44 | 2.045 | 12:26:58.018 |
| 8 - | 32.479 | 42.466 | 44.589 | 180.8 | 1:59.534 | 117.59 | 0.867 | 12:28:57.552 |
| 9 - | 32.706 | 42.177 | 45.002 | 182.4 | 1:59.885 | 117.24 | 1.218 | 12:30:57.437 |

COPA NACIONAL

CARRERA 1 - BEST SECTORS

| SECTOR 1 | | | SECTOR 2 | | | SECTOR 3 | | | IDEAL / BEST COMPARISON | | | | | | |
|----------|-----|-----------|----------|-----|-----------|----------|-----|-----------|-------------------------|-----|-----|-----------|--------------------|-----------------|-------|
| POS | NO | NAME | TIME | NO | NAME | TIME | NO | NAME | TIME | POS | NO | NAME | IDEAL | BEST | DIFF |
| | | | | | | | | | | | | | PERFECT LAP | 1:57.478 | |
| 1 | 42 | ALONSO | 32.387 | 3 | POUGET | 41.063 | 3 | POUGET | 44.028 | 1 | 3 | POUGET | 1:57.498 | 1:57.672 | 0.174 |
| 2 | 3 | POUGET | 32.407 | 66 | ROMERO | 41.399 | 17 | ABELLA | 44.224 | 2 | 17 | ABELLA | 1:58.232 | 1:58.676 | 0.444 |
| 3 | 17 | ABELLA | 32.418 | 42 | ALONSO | 41.467 | 66 | ROMERO | 44.303 | 3 | 66 | ROMERO | 1:58.285 | 1:58.565 | 0.280 |
| 4 | 23 | GOMEZ | 32.436 | 111 | HERNÁNDEZ | 41.498 | 65 | JULIA | 44.318 | 4 | 111 | HERNÁNDEZ | 1:58.332 | 1:58.546 | 0.214 |
| 5 | 111 | HERNÁNDEZ | 32.463 | 41 | IRIBAS | 41.531 | 23 | GOMEZ | 44.319 | 5 | 42 | ALONSO | 1:58.339 | 1:58.691 | 0.352 |
| 6 | 41 | IRIBAS | 32.497 | 65 | JULIA | 41.551 | 8 | RODRIGO | 44.366 | 6 | 65 | JULIA | 1:58.436 | 1:58.572 | 0.136 |
| 7 | 65 | JULIA | 32.567 | 17 | ABELLA | 41.590 | 111 | HERNÁNDEZ | 44.371 | 7 | 41 | IRIBAS | 1:58.444 | 1:58.841 | 0.397 |
| 8 | 66 | ROMERO | 32.583 | 23 | GOMEZ | 41.736 | 41 | IRIBAS | 44.416 | 8 | 23 | GOMEZ | 1:58.491 | 1:58.667 | 0.176 |
| 9 | 10 | VARELA | 32.732 | 8 | RODRIGO | 41.917 | 42 | ALONSO | 44.485 | 9 | 8 | RODRIGO | 1:59.213 | 1:59.572 | 0.359 |
| 10 | 21 | SEMPERE | 32.908 | 21 | SEMPERE | 42.031 | 10 | VARELA | 44.702 | 10 | 10 | VARELA | 1:59.496 | 1:59.713 | 0.217 |
| 11 | 8 | RODRIGO | 32.930 | 10 | VARELA | 42.062 | 30 | CABAL | 44.926 | 11 | 21 | SEMPERE | 1:59.867 | 2:00.386 | 0.519 |
| 12 | 64 | ALONSO | 33.410 | 30 | CABAL | 42.097 | 21 | SEMPERE | 44.928 | 12 | 30 | CABAL | 2:00.457 | 2:00.489 | 0.032 |
| 13 | 30 | CABAL | 33.434 | 64 | ALONSO | 42.656 | 64 | ALONSO | 45.485 | 13 | 64 | ALONSO | 2:01.551 | 2:02.193 | 0.642 |

COPA NACIONAL

CARRERA 1 - BEST SPEEDS

| POS | NO | NAME | VMAX | KPH |
|-----|-----|-----------|------|-------|
| 1 | 17 | ABELLA | | 182.4 |
| 2 | 66 | ROMERO | | 182.4 |
| 3 | 8 | RODRIGO | | 182.4 |
| 4 | 41 | IRIBAS | | 182.4 |
| 5 | 23 | GOMEZ | | 182.4 |
| 6 | 42 | ALONSO | | 180.8 |
| 7 | 65 | JULIA | | 180.8 |
| 8 | 10 | VARELA | | 180.8 |
| 9 | 21 | SEMPERE | | 180.8 |
| 10 | 111 | HERNÁNDEZ | | 179.1 |
| 11 | 3 | POUGET | | 176.7 |
| 12 | 30 | CABAL | | 176.7 |
| 13 | 64 | ALONSO | | 176.0 |

COPA NACIONAL

CARRERA 1 - STATISTICS

| | |
|-------------------------------|---------------------------|
| Competitors Started | 13 |
| Planned Start | 2024-06-09 @ 11:35:00.000 |
| Actual Start | 2024-06-09 @ 12:12:52.342 |
| Finish Time | 2024-06-09 @ 12:44:27.228 |
| Track Length | 3.904km |
| Total Laps | 178 |
| Total Distance Covered | 695.001km |

Session Fastest Lap History

| NO | NAME | LAP TIME | TIME OF DAY | LAP | VEHICLE |
|----|--------------|-----------------|--------------|-----|--------------------|
| 3 | David POUGET | 2:06.514 | 12:14:58.853 | 1 | Renault CLIO CUP V |
| 3 | David POUGET | 1:58.041 | 12:16:56.893 | 2 | Renault CLIO CUP V |
| 3 | David POUGET | 1:58.026 | 12:18:54.920 | 3 | Renault CLIO CUP V |
| 3 | David POUGET | 1:57.759 | 12:22:50.811 | 5 | Renault CLIO CUP V |
| 3 | David POUGET | 1:57.672 | 12:30:42.651 | 9 | Renault CLIO CUP V |

Session Leader History

| NO | NAME | FROM LAP | LAPS LED | DISTANCE | VEHICLE |
|----|--------------|----------|----------|----------|--------------------|
| 3 | David POUGET | 1 | 14 | 54.66 km | Renault CLIO CUP V |

Flag History

| TYPE | TIME OF DAY |
|--------|--------------|
| GREEN | 12:12:52.342 |
| SAFETY | 12:34:11.633 |
| GREEN | 12:42:28.851 |
| FINISH | 12:44:27.228 |

Flag Statistics

| TYPE | COUNT | TOTAL LAPS | TOTAL TIME |
|------------|-------|------------|------------|
| Green | 2 | 12 | 26:29.869 |
| Red | 0 | 0 | 0.000 |
| Safety Car | 1 | 2 | 8:17.217 |
| FCY | 0 | 0 | 0.000 |

COPA NACIONAL

CARRERA 2 - CLASSIFICATION - FINAL

Race Distance: 16 Laps / 62.47 kilometers

| POS | NO | NAME | ENTRY | LAPS | TIME | GAP | DIFF | KPH | BEST | ON | GRD | ↑↓ |
|-----|-----|--------------------|--|------|-----------|----------|--------|--------|----------|----|-----|----|
| 1 | 3 | David POUGET | Renault CLIO CUP V - DAVID POUGET | 16 | 31:40.796 | | | 118.31 | 1:57.662 | 4 | 1 | 0 |
| 2 | 17 | Nicolas ABELLA | Renault CLIO CUP V - ESCUDERIA LA CORUÑA | 16 | 31:56.709 | 15.913 | 15.913 | 117.33 | 1:58.960 | 5 | 3 | 1 |
| 3 | 66 | Alejandro ROMERO | Renault CLIO CUP V - MOTOR CLUB SABADELL | 16 | 31:58.616 | 17.820 | 1.907 | 117.21 | 1:58.926 | 5 | 2 | -1 |
| 4 | 41 | Alejandro IRIBAS | Renault CLIO CUP V - ESCUDERIA LA CORUÑA | 16 | 31:58.778 | 17.982 | 0.162 | 117.20 | 1:58.775 | 6 | 6 | 2 |
| 5 | 23 | Jose Antonio GOMEZ | Renault CLIO CUP V - A.SCHIMPF TEAM | 16 | 31:59.514 | 18.718 | 0.736 | 117.16 | 1:58.868 | 4 | 4 | -1 |
| 6 | 65 | Fabien JULIA | Renault CLIO CUP V - FABIEN JULIA | 16 | 32:05.519 | 24.723 | 6.005 | 116.79 | 1:59.130 | 8 | 7 | 1 |
| 7 | 8 | Joaquín RODRIGO | Renault CLIO CUP V - AUTOMÓVIL CLUB ZARAGOZA | 16 | 32:20.192 | 39.396 | 14.673 | 115.91 | 1:59.920 | 3 | 8 | 1 |
| 8 | 21* | Lydia SEMPERE | Renault CLIO CUP V - A.SCHIMPF TEAM | 16 | 32:25.983 | 45.187 | 5.791 | 115.57 | 1:59.975 | 2 | 9 | 1 |
| 9 | 10* | Maximo VARELA | Renault CLIO CUP V - ESCUDERIA LA CORUÑA | 16 | 32:32.075 | 51.279 | 6.092 | 115.21 | 2:00.041 | 15 | 10 | 1 |
| 10 | 64* | Gabriel O ALONSO | Renault CLIO CUP V - MOTORISMO RACING TEAM | 16 | 32:50.387 | 1:09.591 | 18.312 | 114.13 | 2:01.256 | 8 | 11 | 1 |
| 11 | 42* | Mariano ALONSO | Renault CLIO CUP V - MOTORISMO RACING TEAM | 16 | 32:56.554 | 1:15.758 | 6.167 | 113.78 | 1:58.884 | 4 | 5 | -6 |

NOT CLASSIFIED

| | | | | | | | | | | | | |
|----|-----|----------------|--|----|-----------|--------|--------|--------|----------|---|----|--|
| NC | 111 | Iván HERNÁNDEZ | Renault CLIO CUP V - ESCUDERIA LA CORUÑA | 11 | 22:17.102 | 5 Laps | 5 Laps | 115.63 | 1:59.448 | 2 | 13 | |
|----|-----|----------------|--|----|-----------|--------|--------|--------|----------|---|----|--|

NOT STARTED

| | | | | | | | | | | | | |
|----|----|--------------|------------------------------------|--|--|--|--|--|--|--|--|----|
| NS | 30 | Sergio CABAL | Renault CLIO CUP V - RASANTE SPORT | | | | | | | | | 12 |
|----|----|--------------|------------------------------------|--|--|--|--|--|--|--|--|----|

FASTEST LAP

| | | | | | | |
|---|--------------|-----------------------------------|---|----------|-----------|------------|
| 3 | David POUGET | Renault CLIO CUP V - DAVID POUGET | 4 | 1:57.662 | 74.23 mph | 119.46 kph |
|---|--------------|-----------------------------------|---|----------|-----------|------------|

Comments:#42 - 30 segundos - Track Limits


#21 - 5 segundos - Jump Start

#10 - 5 segundos - Jump Start

#64 - 5 segundos - Jump Start

Weather / Track : Cloudy / Dry

Date: 09/06/2024 Start: 16:03 Finish: 16:35
Circuito de Navarra: 3.904 km

| | | | |
|----------------|----------|----------|---|
| Chief Steward: | Steward: | Steward: |  |
|----------------|----------|----------|---|

COPA NACIONAL

CARRERA 2 - LAP CHART

| LAP 1 @ 16:05:52.235 | | | LAP 2 @ 16:07:50.334 | | | LAP 3 @ 16:09:48.399 | | | LAP 4 @ 16:11:46.061 | | | LAP 5 @ 16:13:44.174 | | |
|----------------------|--------|----------|----------------------|--------|----------|----------------------|--------|----------|----------------------|--------|----------|----------------------|--------|----------|
| NO | BEHIND | LAP TIME | NO | BEHIND | LAP TIME | NO | BEHIND | LAP TIME | NO | BEHIND | LAP TIME | NO | BEHIND | LAP TIME |
| 3 | | 2:05.000 | 3 | | 1:58.099 | 3 | | 1:58.065 | 3 | | 1:57.662 | 3 | | 1:58.113 |
| 66 | 1.320 | 2:06.320 | 66 | 2.482 | 1:59.261 | 66 | 3.450 | 1:59.033 | 17 | 6.565 | 2:00.419 | 17 | 7.412 | 1:58.960 |
| 17 | 1.799 | 2:06.799 | 17 | 2.763 | 1:59.063 | 17 | 3.808 | 1:59.110 | 66 | 7.098 | 2:01.310 | 66 | 7.911 | 1:58.926 |
| 42 | 4.356 | 2:09.356 | 42 | 6.036 | 1:59.779 | 23 | 7.441 | 1:59.378 | 23 | 8.647 | 1:58.868 | 23 | 9.884 | 1:59.350 |
| 23 | 4.546 | 2:09.546 | 23 | 6.128 | 1:59.681 | 42 | 8.135 | 2:00.164 | 42 | 9.357 | 1:58.884 | 42 | 10.686 | 1:59.442 |
| 65 | 4.986 | 2:09.986 | 65 | 6.572 | 1:59.685 | 65 | 8.440 | 1:59.933 | 41 | 10.437 | 1:59.315 | 41 | 11.339 | 1:59.015 |
| 41 | 5.449 | 2:10.449 | 41 | 7.047 | 1:59.697 | 41 | 8.784 | 1:59.802 | 65 | 10.815 | 2:00.037 | 65 | 11.981 | 1:59.279 |
| 8 | 6.252 | 2:11.252 | 8 | 8.295 | 2:00.142 | 8 | 10.150 | 1:59.920 | 8 | 12.982 | 2:00.494 | 8 | 15.282 | 2:00.413 |
| 111 | 7.271 | 2:12.271 | 111 | 8.620 | 1:59.448 | 111 | 10.720 | 2:00.165 | 111 | 13.128 | 2:00.070 | 111 | 15.630 | 2:00.615 |
| 21 | 7.680 | 2:12.680 | 21 | 9.556 | 1:59.975 | 21 | 12.086 | 2:00.595 | 21 | 15.017 | 2:00.593 | 21 | 16.885 | 1:59.981 |
| 64 | 8.702 | 2:13.702 | 64 | 12.344 | 2:01.741 | 64 | 15.642 | 2:01.363 | 64 | 19.684 | 2:01.704 | 64 | 23.284 | 2:01.713 |
| 10 | 12.796 | 2:17.796 | 10 | 16.083 | 2:01.386 | 10 | 19.106 | 2:01.088 | 10 | 21.706 | 2:00.262 | 10 | 23.779 | 2:00.186 |

COPA NACIONAL

CARRERA 2 - LAP CHART

| LAP 6 @ 16:15:42.591 | | | LAP 7 @ 16:17:40.930 | | | LAP 8 @ 16:19:39.371 | | | LAP 9 @ 16:21:37.443 | | | LAP 10 @ 16:23:35.623 | | |
|----------------------|--------|----------|----------------------|--------|----------|----------------------|--------|----------|----------------------|--------|----------|-----------------------|--------|----------|
| NO | BEHIND | LAP TIME | NO | BEHIND | LAP TIME | NO | BEHIND | LAP TIME | NO | BEHIND | LAP TIME | NO | BEHIND | LAP TIME |
| 3 | | 1:58.417 | 3 | | 1:58.339 | 3 | | 1:58.441 | 3 | | 1:58.072 | 3 | | 1:58.180 |
| 17 | 8.174 | 1:59.179 | 17 | 8.865 | 1:59.030 | 17 | 9.591 | 1:59.167 | 17 | 10.675 | 1:59.156 | 17 | 11.720 | 1:59.225 |
| 66 | 8.618 | 1:59.124 | 66 | 9.540 | 1:59.261 | 66 | 10.063 | 1:58.964 | 66 | 11.292 | 1:59.301 | 66 | 12.371 | 1:59.259 |
| 23 | 10.605 | 1:59.138 | 23 | 11.513 | 1:59.247 | 23 | 12.380 | 1:59.308 | 23 | 13.641 | 1:59.333 | 23 | 14.647 | 1:59.186 |
| 42 | 11.271 | 1:59.002 | 42 | 12.083 | 1:59.151 | 41 | 13.536 | 1:59.684 | 41 | 14.638 | 1:59.174 | 41 | 15.323 | 1:58.865 |
| 41 | 11.697 | 1:58.775 | 41 | 12.293 | 1:58.935 | 42 | 14.140 | 2:00.498 | 42 | 15.420 | 1:59.352 | 42 | 17.209 | 1:59.969 |
| 65 | 13.077 | 1:59.513 | 65 | 14.146 | 1:59.408 | 65 | 14.835 | 1:59.130 | 65 | 15.918 | 1:59.155 | 65 | 17.367 | 1:59.629 |
| 111 | 17.724 | 2:00.511 | 111 | 20.044 | 2:00.659 | 111 | 21.120 | 1:59.517 | 111 | 22.728 | 1:59.680 | 111 | 25.432 | 2:00.884 |
| 8 | 18.224 | 2:01.359 | 8 | 20.657 | 2:00.772 | 8 | 22.405 | 2:00.189 | 8 | 24.369 | 2:00.036 | 8 | 27.111 | 2:00.922 |
| 21 | 18.720 | 2:00.252 | 21 | 21.418 | 2:01.037 | 21 | 23.032 | 2:00.055 | 21 | 25.123 | 2:00.163 | 21 | 27.201 | 2:00.258 |
| 10 | 27.295 | 2:01.933 | 10 | 29.426 | 2:00.470 | 10 | 31.635 | 2:00.650 | 10 | 33.868 | 2:00.305 | 10 | 36.170 | 2:00.482 |
| 64 | 28.352 | 2:03.485 | 64 | 31.375 | 2:01.362 | 64 | 34.190 | 2:01.256 | 64 | 38.028 | 2:01.910 | 64 | 41.366 | 2:01.518 |

COPA NACIONAL

CARRERA 2 - LAP CHART

| LAP 11 @ 16:25:33.867 | | | LAP 12 @ 16:27:32.415 | | | LAP 13 @ 16:29:31.367 | | | LAP 14 @ 16:31:30.104 | | | LAP 15 @ 16:33:28.822 | | |
|-----------------------|--------|----------|-----------------------|--------|------------|-----------------------|--------|----------|-----------------------|--------|----------|-----------------------|----------|----------|
| NO | BEHIND | LAP TIME | NO | BEHIND | LAP TIME | NO | BEHIND | LAP TIME | NO | BEHIND | LAP TIME | NO | BEHIND | LAP TIME |
| 3 | | 1:58.244 | 3 | | 1:58.548 | 3 | | 1:58.952 | 3 | | 1:58.737 | 3 | | 1:58.718 |
| 17 | 12.634 | 1:59.158 | 17 | 13.620 | 1:59.534 | 17 | 13.903 | 1:59.235 | 17 | 14.663 | 1:59.497 | 17 | 15.586 | 1:59.641 |
| 66 | 13.398 | 1:59.271 | 66 | 14.194 | 1:59.344 | 66 | 14.720 | 1:59.478 | 66 | 15.698 | 1:59.715 | 66 | 16.870 | 1:59.890 |
| 23 | 15.563 | 1:59.160 | 23 | 16.359 | 1:59.344 | 41 | 17.133 | 1:59.111 | 41 | 17.786 | 1:59.390 | 41 | 18.067 | 1:58.999 |
| 41 | 16.076 | 1:58.997 | 41 | 16.974 | 1:59.446 | 23 | 17.721 | 2:00.314 | 23 | 18.551 | 1:59.567 | 23 | 18.833 | 1:59.000 |
| 65 | 18.342 | 1:59.219 | 65 | 19.582 | 1:59.788 | 65 | 20.589 | 1:59.959 | 65 | 21.779 | 1:59.927 | 65 | 23.033 | 1:59.972 |
| 42 | 19.282 | 2:00.317 | 8 | 32.407 | 2:01.052 | 8 | 33.935 | 2:00.480 | 8 | 35.970 | 2:00.772 | 8 | 37.855 | 2:00.603 |
| 8 | 29.903 | 2:01.036 | 21 | 33.053 | 2:00.642 | 21 | 34.584 | 2:00.483 | 21 | 36.649 | 2:00.802 | 21 | 38.583 | 2:00.652 |
| 111 | 30.470 | 2:03.282 | 42 | 34.786 | 2:14.052 P | 42 | 41.017 | 2:05.183 | 42 | 42.697 | 2:00.417 | 42 | 44.564 | 2:00.585 |
| 21 | 30.959 | 2:02.002 | 10 | 40.001 | 2:00.422 | 10 | 41.435 | 2:00.386 | 10 | 43.781 | 2:01.083 | 10 | 45.104 | 2:00.041 |
| 10 | 38.127 | 2:00.201 | 64 | 49.020 | 2:02.769 | 64 | 52.937 | 2:02.869 | 64 | 57.516 | 2:03.316 | 64 | 1:01.658 | 2:02.860 |
| 64 | 44.799 | 2:01.677 | | | | | | | | | | | | |

COPA NACIONAL

CARRERA 2 - LAP CHART

LAP 16 @ 16:35:28.031

| NO | BEHIND | LAP TIME |
|-----------|----------|----------|
| 3 | | 1:59.209 |
| 17 | 15.913 | 1:59.536 |
| 66 | 17.820 | 2:00.159 |
| 41 | 17.982 | 1:59.124 |
| 23 | 18.718 | 1:59.094 |
| 65 | 24.723 | 2:00.899 |
| 8 | 39.396 | 2:00.750 |
| 21 | 40.187 | 2:00.813 |
| 42 | 45.758 | 2:00.403 |
| 10 | 46.279 | 2:00.384 |
| 64 | 1:04.591 | 2:02.142 |

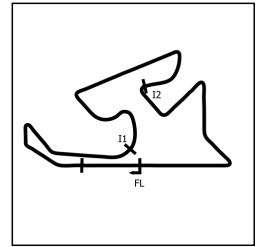
COPA NACIONAL

CARRERA 2 - POSITION CHART

| No | Name | Lap | | | | | | | | | | | | | | | | |
|-----|-----------|-----|-----|-----|-----|-----|-----|-----|-----|-----|-----|-----|-----|----|----|----|----|----|
| | | Pos | 1 | 2 | 3 | 4 | 5 | 6 | 7 | 8 | 9 | 10 | 11 | 12 | 13 | 14 | 15 | 16 |
| 3 | POUGET | 1 | 3 | 3 | 3 | 3 | 3 | 3 | 3 | 3 | 3 | 3 | 3 | 3 | 3 | 3 | 3 | 3 |
| 66 | ROMERO | 2 | 66 | 66 | 66 | 17 | 17 | 17 | 17 | 17 | 17 | 17 | 17 | 17 | 17 | 17 | 17 | 17 |
| 17 | ABELLA | 3 | 17 | 17 | 17 | 66 | 66 | 66 | 66 | 66 | 66 | 66 | 66 | 66 | 66 | 66 | 66 | 66 |
| 23 | GOMEZ | 4 | 42 | 42 | 23 | 23 | 23 | 23 | 23 | 23 | 23 | 23 | 23 | 23 | 41 | 41 | 41 | 41 |
| 42 | ALONSO | 5 | 23 | 23 | 42 | 42 | 42 | 42 | 42 | 41 | 41 | 41 | 41 | 41 | 23 | 23 | 23 | 23 |
| 41 | IRIBAS | 6 | 65 | 65 | 65 | 41 | 41 | 41 | 41 | 42 | 42 | 42 | 65 | 65 | 65 | 65 | 65 | 65 |
| 65 | JULIA | 7 | 41 | 41 | 41 | 65 | 65 | 65 | 65 | 65 | 65 | 65 | 42 | 8 | 8 | 8 | 8 | 8 |
| 8 | RODRIGO | 8 | 8 | 8 | 8 | 8 | 8 | 111 | 111 | 111 | 111 | 111 | 8 | 21 | 21 | 21 | 21 | 21 |
| 21 | SEMPERE | 9 | 111 | 111 | 111 | 111 | 111 | 8 | 8 | 8 | 8 | 8 | 111 | 42 | 42 | 42 | 42 | 42 |
| 10 | VARELA | 10 | 21 | 21 | 21 | 21 | 21 | 21 | 21 | 21 | 21 | 21 | 21 | 10 | 10 | 10 | 10 | 10 |
| 64 | ALONSO | 11 | 64 | 64 | 64 | 64 | 64 | 10 | 10 | 10 | 10 | 10 | 10 | 64 | 64 | 64 | 64 | 64 |
| 30 | CABAL | 12 | 10 | 10 | 10 | 10 | 10 | 64 | 64 | 64 | 64 | 64 | 64 | | | | | |
| 111 | HERNÁNDEZ | 13 | | | | | | | | | | | | | | | | |

COPA NACIONAL

CARRERA 2 - SECTOR ANALYSIS



SECTOR 1 = FL to I1, SECTOR 2 = I1 to I2 SECTOR 3 = I2 to I3, SECTOR 4 = I3 to FL, DIFF = Difference To Personal Best Lap, P = Crossed Finish Line in Pit Lane, D = Time Disallowed

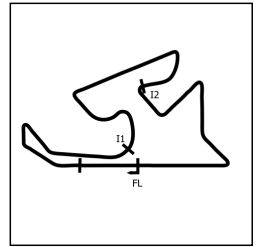
| P1 | | 3 | | David POUGET | | Renault CLIO CUP V - DAVID POUGET | | | |
|---------------------------|---------------|--------------------------|---------------|--------------------|---------------------|-----------------------------------|-------|---------------------|--|
| IDEAL LAP TIME : 1:57.606 | | BEST LAP TIME : 1:57.662 | | DIFFERENCE : 0.056 | | | | | |
| LAP | SECTOR 1 | SECTOR 2 | SECTOR 3 | SPEED TRAP | LAP TIME | KPH | DIFF | TIME OF DAY | |
| 1 - | | 41.077 | 44.208 | | 2:05.000 | 112.44 | 7.338 | 16:05:52.235 | |
| 2 - | 32.561 | 41.190 | 44.348 | 174.4 | 1:58.099 | 119.02 | 0.437 | 16:07:50.334 | |
| 3 - | 32.683 | 41.088 | 44.294 | 172.9 | 1:58.065 (2) | 119.05 | 0.403 | 16:09:48.399 | |
| 4 - | 32.393 | 41.133 | 44.136 | 175.2 | 1:57.662 (1) | 119.46 | | 16:11:46.061 | |
| 5 - | 32.593 | 41.201 | 44.319 | 176.7 | 1:58.113 | 119.00 | 0.451 | 16:13:44.174 | |
| 6 - | 32.595 | 41.442 | 44.380 | 175.2 | 1:58.417 | 118.70 | 0.755 | 16:15:42.591 | |
| 7 - | 32.523 | 41.403 | 44.413 | 176.7 | 1:58.339 | 118.77 | 0.677 | 16:17:40.930 | |
| 8 - | 32.706 | 41.352 | 44.383 | 174.4 | 1:58.441 | 118.67 | 0.779 | 16:19:39.371 | |
| 9 - | 32.438 | 41.226 | 44.408 | 176.7 | 1:58.072 (3) | 119.04 | 0.410 | 16:21:37.443 | |
| 10 - | 32.454 | 41.313 | 44.413 | 177.5 | 1:58.180 | 118.93 | 0.518 | 16:23:35.623 | |
| 11 - | 32.398 | 41.370 | 44.476 | 177.5 | 1:58.244 | 118.87 | 0.582 | 16:25:33.867 | |
| 12 - | 32.561 | 41.439 | 44.548 | 174.4 | 1:58.548 | 118.56 | 0.886 | 16:27:32.415 | |
| 13 - | 32.620 | 41.708 | 44.624 | 174.4 | 1:58.952 | 118.16 | 1.290 | 16:29:31.367 | |
| 14 - | 32.586 | 41.368 | 44.783 | 175.2 | 1:58.737 | 118.38 | 1.075 | 16:31:30.104 | |
| 15 - | 32.613 | 41.347 | 44.758 | 174.4 | 1:58.718 | 118.39 | 1.056 | 16:33:28.822 | |
| 16 - | 32.674 | 41.414 | 45.121 | 174.4 | 1:59.209 | 117.91 | 1.547 | 16:35:28.031 | |

| P2 | | 17 | | Nicolas ABELLA | | Renault CLIO CUP V - ESCUDERIA LA CORUÑA | | | |
|---------------------------|---------------|--------------------------|---------------|--------------------|---------------------|--|-------|---------------------|--|
| IDEAL LAP TIME : 1:58.671 | | BEST LAP TIME : 1:58.960 | | DIFFERENCE : 0.289 | | | | | |
| LAP | SECTOR 1 | SECTOR 2 | SECTOR 3 | SPEED TRAP | LAP TIME | KPH | DIFF | TIME OF DAY | |
| 1 - | | 41.470 | 44.565 | | 2:06.799 | 110.85 | 7.839 | 16:05:54.034 | |
| 2 - | 32.759 | 41.716 | 44.588 | 179.1 | 1:59.063 (3) | 118.05 | 0.103 | 16:07:53.097 | |
| 3 - | 32.734 | 41.902 | 44.474 | 179.1 | 1:59.110 | 118.01 | 0.150 | 16:09:52.207 | |
| 4 - | 32.810 | 42.088 | 45.521 | 178.3 | 2:00.419 | 116.72 | 1.459 | 16:11:52.626 | |
| 5 - | 32.995 | 41.463 | 44.502 | 176.0 | 1:58.960 (1) | 118.15 | | 16:13:51.586 | |
| 6 - | 33.026 | 41.624 | 44.529 | 173.6 | 1:59.179 | 117.94 | 0.219 | 16:15:50.765 | |
| 7 - | 32.942 | 41.563 | 44.525 | 174.4 | 1:59.030 (2) | 118.08 | 0.070 | 16:17:49.795 | |
| 8 - | 32.771 | 41.738 | 44.658 | 173.6 | 1:59.167 | 117.95 | 0.207 | 16:19:48.962 | |
| 9 - | 32.853 | 41.648 | 44.655 | 176.0 | 1:59.156 | 117.96 | 0.196 | 16:21:48.118 | |
| 10 - | 33.028 | 41.595 | 44.602 | 175.2 | 1:59.225 | 117.89 | 0.265 | 16:23:47.343 | |
| 11 - | 32.782 | 41.806 | 44.570 | 176.0 | 1:59.158 | 117.96 | 0.198 | 16:25:46.501 | |
| 12 - | 32.916 | 41.891 | 44.727 | 173.6 | 1:59.534 | 117.59 | 0.574 | 16:27:46.035 | |
| 13 - | 32.964 | 41.765 | 44.506 | 173.6 | 1:59.235 | 117.88 | 0.275 | 16:29:45.270 | |
| 14 - | 33.022 | 41.775 | 44.700 | 175.2 | 1:59.497 | 117.62 | 0.537 | 16:31:44.767 | |
| 15 - | 32.861 | 41.856 | 44.924 | 174.4 | 1:59.641 | 117.48 | 0.681 | 16:33:44.408 | |
| 16 - | 32.974 | 41.797 | 44.765 | 174.4 | 1:59.536 | 117.58 | 0.576 | 16:35:43.944 | |

| P3 | | 66 | | Alejandro ROMERO | | Renault CLIO CUP V - MOTOR CLUB SABADELL | | | |
|---------------------------|---------------|--------------------------|---------------|--------------------|---------------------|--|-------|---------------------|--|
| IDEAL LAP TIME : 1:58.633 | | BEST LAP TIME : 1:58.926 | | DIFFERENCE : 0.293 | | | | | |
| LAP | SECTOR 1 | SECTOR 2 | SECTOR 3 | SPEED TRAP | LAP TIME | KPH | DIFF | TIME OF DAY | |
| 1 - | | 41.625 | 44.439 | | 2:06.320 | 111.27 | 7.394 | 16:05:53.555 | |
| 2 - | 32.794 | 41.828 | 44.639 | 177.5 | 1:59.261 | 117.86 | 0.335 | 16:07:52.816 | |
| 3 - | 32.673 | 41.906 | 44.454 | 176.7 | 1:59.033 (3) | 118.08 | 0.107 | 16:09:51.849 | |
| 4 - | 32.890 | 42.493 | 45.927 | 177.5 | 2:01.310 | 115.87 | 2.384 | 16:11:53.159 | |
| 5 - | 32.753 | 41.752 | 44.421 | 180.0 | 1:58.926 (1) | 118.19 | | 16:13:52.085 | |
| 6 - | 32.790 | 41.897 | 44.437 | 179.1 | 1:59.124 | 117.99 | 0.198 | 16:15:51.209 | |
| 7 - | 32.813 | 41.909 | 44.539 | 180.0 | 1:59.261 | 117.86 | 0.335 | 16:17:50.470 | |
| 8 - | 32.587 | 41.767 | 44.610 | 178.3 | 1:58.964 (2) | 118.15 | 0.038 | 16:19:49.434 | |
| 9 - | 32.698 | 41.941 | 44.662 | 180.8 | 1:59.301 | 117.82 | 0.375 | 16:21:48.735 | |
| 10 - | 32.792 | 41.814 | 44.653 | 180.8 | 1:59.259 | 117.86 | 0.333 | 16:23:47.994 | |
| 11 - | 32.709 | 41.974 | 44.588 | 179.1 | 1:59.271 | 117.85 | 0.345 | 16:25:47.265 | |
| 12 - | 32.726 | 41.998 | 44.620 | 180.0 | 1:59.344 | 117.77 | 0.418 | 16:27:46.609 | |
| 13 - | 32.676 | 41.942 | 44.860 | 180.0 | 1:59.478 | 117.64 | 0.552 | 16:29:46.087 | |
| 14 - | 32.695 | 42.087 | 44.933 | 177.5 | 1:59.715 | 117.41 | 0.789 | 16:31:45.802 | |
| 15 - | 32.800 | 42.061 | 45.029 | 178.3 | 1:59.890 | 117.24 | 0.964 | 16:33:45.692 | |
| 16 - | 32.866 | 41.881 | 45.412 | 179.1 | 2:00.159 | 116.98 | 1.233 | 16:35:45.851 | |

COPA NACIONAL

CARRERA 2 - SECTOR ANALYSIS



SECTOR 1 = FL to I1, SECTOR 2 = I1 to I2 SECTOR 3 = I2 to I3, SECTOR 4 = I3 to FL, DIFF = Difference To Personal Best Lap, P = Crossed Finish Line in Pit Lane, D = Time Disallowed

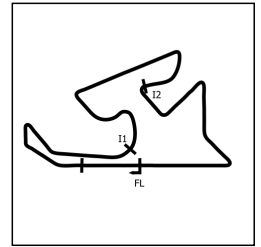
| P4 41 | | Alejandro IRIBAS | | | Renault CLIO CUP V - ESCUDERIA LA CORUÑA | | | |
|---------------------------|---------------|--------------------------|---------------|--------------------|--|---------------|--------|---------------------|
| IDEAL LAP TIME : 1:58.597 | | BEST LAP TIME : 1:58.775 | | DIFFERENCE : 0.178 | | | | |
| LAP | SECTOR 1 | SECTOR 2 | SECTOR 3 | SPEED TRAP | LAP TIME | KPH | DIFF | TIME OF DAY |
| 1 - | | 43.090 | 44.751 | | 2:10.449 | 107.75 | 11.674 | 16:05:57.684 |
| 2 - | 32.915 | 42.059 | 44.723 | 179.1 | 1:59.697 | 117.43 | 0.922 | 16:07:57.381 |
| 3 - | 33.257 | 41.707 | 44.838 | 180.0 | 1:59.802 | 117.32 | 1.027 | 16:09:57.183 |
| 4 - | 32.624 | 42.004 | 44.687 | 181.6 | 1:59.315 | 117.80 | 0.540 | 16:11:56.498 |
| 5 - | 32.700 | 41.676 | 44.639 | 178.3 | 1:59.015 | 118.10 | 0.240 | 16:13:55.513 |
| 6 - | 32.682 | 41.628 | 44.465 | 179.1 | 1:58.775 (1) | 118.34 | | 16:15:54.288 |
| 7 - | 32.539 | 41.744 | 44.652 | 181.6 | 1:58.935 (3) | 118.18 | 0.160 | 16:17:53.223 |
| 8 - | 32.902 | 42.067 | 44.715 | 181.6 | 1:59.684 | 117.44 | 0.909 | 16:19:52.907 |
| 9 - | 32.823 | 41.697 | 44.654 | 178.3 | 1:59.174 | 117.94 | 0.399 | 16:21:52.081 |
| 10 - | 32.574 | 41.629 | 44.662 | 180.0 | 1:58.865 (2) | 118.25 | 0.090 | 16:23:50.946 |
| 11 - | 32.631 | 41.756 | 44.610 | 179.1 | 1:58.997 | 118.12 | 0.222 | 16:25:49.943 |
| 12 - | 32.631 | 41.886 | 44.929 | 179.1 | 1:59.446 | 117.67 | 0.671 | 16:27:49.389 |
| 13 - | 32.587 | 41.839 | 44.685 | 179.1 | 1:59.111 | 118.00 | 0.336 | 16:29:48.500 |
| 14 - | 32.921 | 41.675 | 44.794 | 174.4 | 1:59.390 | 117.73 | 0.615 | 16:31:47.890 |
| 15 - | 32.868 | 41.593 | 44.538 | 176.0 | 1:58.999 | 118.12 | 0.224 | 16:33:46.889 |
| 16 - | 32.635 | 41.742 | 44.747 | 178.3 | 1:59.124 | 117.99 | 0.349 | 16:35:46.013 |

| P5 23 | | Jose Antonio GOMEZ | | | Renault CLIO CUP V - A.SCHIMPF TEAM | | | |
|---------------------------|---------------|--------------------------|---------------|--------------------|-------------------------------------|---------------|--------|---------------------|
| IDEAL LAP TIME : 1:58.767 | | BEST LAP TIME : 1:58.868 | | DIFFERENCE : 0.101 | | | | |
| LAP | SECTOR 1 | SECTOR 2 | SECTOR 3 | SPEED TRAP | LAP TIME | KPH | DIFF | TIME OF DAY |
| 1 - | | 42.800 | 44.594 | | 2:09.546 | 108.50 | 10.678 | 16:05:56.781 |
| 2 - | 33.239 | 41.799 | 44.643 | 175.2 | 1:59.681 | 117.44 | 0.813 | 16:07:56.462 |
| 3 - | 32.819 | 41.909 | 44.650 | 176.7 | 1:59.378 | 117.74 | 0.510 | 16:09:55.840 |
| 4 - | 32.638 | 41.809 | 44.421 | 176.7 | 1:58.868 (1) | 118.25 | | 16:11:54.708 |
| 5 - | 32.788 | 42.034 | 44.528 | 177.5 | 1:59.350 | 117.77 | 0.482 | 16:13:54.058 |
| 6 - | 32.808 | 41.905 | 44.425 | 176.7 | 1:59.138 | 117.98 | 0.270 | 16:15:53.196 |
| 7 - | 32.734 | 41.958 | 44.555 | 178.3 | 1:59.247 | 117.87 | 0.379 | 16:17:52.443 |
| 8 - | 32.960 | 41.790 | 44.558 | 178.3 | 1:59.308 | 117.81 | 0.440 | 16:19:51.751 |
| 9 - | 32.921 | 41.872 | 44.540 | 177.5 | 1:59.333 | 117.78 | 0.465 | 16:21:51.084 |
| 10 - | 32.725 | 41.848 | 44.613 | 178.3 | 1:59.186 | 117.93 | 0.318 | 16:23:50.270 |
| 11 - | 32.649 | 41.907 | 44.604 | 177.5 | 1:59.160 | 117.96 | 0.292 | 16:25:49.430 |
| 12 - | 32.773 | 41.897 | 44.674 | 177.5 | 1:59.344 | 117.77 | 0.476 | 16:27:48.774 |
| 13 - | 32.796 | 42.689 | 44.829 | 177.5 | 2:00.314 | 116.82 | 1.446 | 16:29:49.088 |
| 14 - | 32.841 | 41.954 | 44.772 | 179.1 | 1:59.567 | 117.55 | 0.699 | 16:31:48.655 |
| 15 - | 32.839 | 41.769 | 44.392 | 180.0 | 1:59.000 (2) | 118.11 | 0.132 | 16:33:47.655 |
| 16 - | 32.606 | 42.015 | 44.473 | 180.8 | 1:59.094 (3) | 118.02 | 0.226 | 16:35:46.749 |

| P6 65 | | Fabien JULIA | | | Renault CLIO CUP V - FABIEN JULIA | | | |
|---------------------------|---------------|--------------------------|---------------|--------------------|-----------------------------------|---------------|--------|---------------------|
| IDEAL LAP TIME : 1:58.876 | | BEST LAP TIME : 1:59.130 | | DIFFERENCE : 0.254 | | | | |
| LAP | SECTOR 1 | SECTOR 2 | SECTOR 3 | SPEED TRAP | LAP TIME | KPH | DIFF | TIME OF DAY |
| 1 - | | 42.816 | 44.601 | | 2:09.986 | 108.13 | 10.856 | 16:05:57.221 |
| 2 - | 33.136 | 41.953 | 44.596 | 177.5 | 1:59.685 | 117.44 | 0.555 | 16:07:56.906 |
| 3 - | 32.950 | 42.090 | 44.893 | 177.5 | 1:59.933 | 117.20 | 0.803 | 16:09:56.839 |
| 4 - | 33.250 | 42.140 | 44.647 | 181.6 | 2:00.037 | 117.09 | 0.907 | 16:11:56.876 |
| 5 - | 32.720 | 41.955 | 44.604 | 179.1 | 1:59.279 | 117.84 | 0.149 | 16:13:56.155 |
| 6 - | 32.782 | 41.909 | 44.822 | 178.3 | 1:59.513 | 117.61 | 0.383 | 16:15:55.668 |
| 7 - | 32.799 | 41.946 | 44.663 | 176.7 | 1:59.408 | 117.71 | 0.278 | 16:17:55.076 |
| 8 - | 32.765 | 41.775 | 44.590 | 176.0 | 1:59.130 (1) | 117.99 | | 16:19:54.206 |
| 9 - | 32.567 | 41.918 | 44.670 | 180.0 | 1:59.155 (2) | 117.96 | 0.025 | 16:21:53.361 |
| 10 - | 32.702 | 41.920 | 45.007 | 180.8 | 1:59.629 | 117.49 | 0.499 | 16:23:52.990 |
| 11 - | 32.910 | 41.768 | 44.541 | 179.1 | 1:59.219 (3) | 117.90 | 0.089 | 16:25:52.209 |
| 12 - | 32.942 | 42.007 | 44.839 | 175.2 | 1:59.788 | 117.34 | 0.658 | 16:27:51.997 |
| 13 - | 32.870 | 42.187 | 44.902 | 176.7 | 1:59.959 | 117.17 | 0.829 | 16:29:51.956 |
| 14 - | 32.807 | 42.064 | 45.056 | 174.4 | 1:59.927 | 117.20 | 0.797 | 16:31:51.883 |
| 15 - | 33.108 | 41.962 | 44.902 | 175.2 | 1:59.972 | 117.16 | 0.842 | 16:33:51.855 |
| 16 - | 33.322 | 42.405 | 45.172 | 176.0 | 2:00.899 | 116.26 | 1.769 | 16:35:52.754 |

COPA NACIONAL

CARRERA 2 - SECTOR ANALYSIS



SECTOR 1 = FL to I1, SECTOR 2 = I1 to I2, SECTOR 3 = I2 to I3, SECTOR 4 = I3 to FL, DIFF = Difference To Personal Best Lap, P = Crossed Finish Line in Pit Lane, D = Time Disallowed

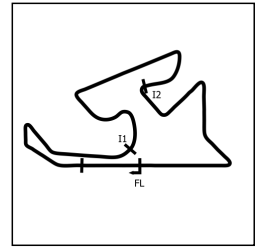
| P7 8 | | Joaquín RODRIGO | | | Renault CLIO CUP V - AUTOMÓVIL CLUB ZARAGOZA | | | |
|---------------------------|---------------|--------------------------|---------------|--------------------|--|---------------|--------|---------------------|
| IDEAL LAP TIME : 1:59.763 | | BEST LAP TIME : 1:59.920 | | DIFFERENCE : 0.157 | | | | |
| LAP | SECTOR 1 | SECTOR 2 | SECTOR 3 | SPEED TRAP | LAP TIME | KPH | DIFF | TIME OF DAY |
| 1 - | | 43.255 | 45.012 | | 2:11.252 | 107.09 | 11.332 | 16:05:58.487 |
| 2 - | 33.007 | 42.109 | 45.026 | 180.0 | 2:00.142 (3) | 116.99 | 0.222 | 16:07:58.629 |
| 3 - | 32.942 | 42.104 | 44.874 | 178.3 | 1:59.920 (1) | 117.21 | | 16:09:58.549 |
| 4 - | 32.852 | 42.254 | 45.388 | 178.3 | 2:00.494 | 116.65 | 0.574 | 16:11:59.043 |
| 5 - | 33.188 | 42.142 | 45.083 | 178.3 | 2:00.413 | 116.73 | 0.493 | 16:13:59.456 |
| 6 - | 32.998 | 42.675 | 45.686 | 176.7 | 2:01.359 | 115.82 | 1.439 | 16:16:00.815 |
| 7 - | 33.073 | 42.837 | 44.862 | 180.8 | 2:00.772 | 116.38 | 0.852 | 16:18:01.587 |
| 8 - | 32.936 | 42.210 | 45.043 | 179.1 | 2:00.189 | 116.95 | 0.269 | 16:20:01.776 |
| 9 - | 33.027 | 42.098 | 44.911 | 178.3 | 2:00.036 (2) | 117.09 | 0.116 | 16:22:01.812 |
| 10 - | 33.176 | 42.080 | 45.666 | 179.1 | 2:00.922 | 116.24 | 1.002 | 16:24:02.734 |
| 11 - | 33.221 | 42.726 | 45.089 | 177.5 | 2:01.036 | 116.13 | 1.116 | 16:26:03.770 |
| 12 - | 33.054 | 42.464 | 45.534 | 175.2 | 2:01.052 | 116.11 | 1.132 | 16:28:04.822 |
| 13 - | 32.821 | 42.420 | 45.239 | 176.0 | 2:00.480 | 116.66 | 0.560 | 16:30:05.302 |
| 14 - | 33.189 | 42.282 | 45.301 | 175.2 | 2:00.772 | 116.38 | 0.852 | 16:32:06.074 |
| 15 - | 33.169 | 42.318 | 45.116 | 176.7 | 2:00.603 | 116.54 | 0.683 | 16:34:06.677 |
| 16 - | 33.185 | 42.327 | 45.238 | 176.7 | 2:00.750 | 116.40 | 0.830 | 16:36:07.427 |

| P8 21 | | Lydia SEMPERE | | | Renault CLIO CUP V - A.SCHIMPF TEAM | | | |
|---------------------------|---------------|--------------------------|---------------|--------------------|-------------------------------------|---------------|--------|---------------------|
| IDEAL LAP TIME : 1:59.676 | | BEST LAP TIME : 1:59.975 | | DIFFERENCE : 0.299 | | | | |
| LAP | SECTOR 1 | SECTOR 2 | SECTOR 3 | SPEED TRAP | LAP TIME | KPH | DIFF | TIME OF DAY |
| 1 - | | 43.996 | 45.475 | | 2:12.680 | 105.94 | 12.705 | 16:05:59.915 |
| 2 - | 32.803 | 42.262 | 44.910 | 180.8 | 1:59.975 (1) | 117.15 | | 16:07:59.890 |
| 3 - | 33.208 | 42.588 | 44.799 | 177.5 | 2:00.595 | 116.55 | 0.620 | 16:10:00.485 |
| 4 - | 33.148 | 42.349 | 45.096 | 178.3 | 2:00.593 | 116.55 | 0.618 | 16:12:01.078 |
| 5 - | 32.942 | 42.074 | 44.965 | 176.0 | 1:59.981 (2) | 117.15 | 0.006 | 16:14:01.059 |
| 6 - | 32.989 | 42.142 | 45.121 | 177.5 | 2:00.252 | 116.88 | 0.277 | 16:16:01.311 |
| 7 - | 33.082 | 42.768 | 45.187 | 180.8 | 2:01.037 | 116.13 | 1.062 | 16:18:02.348 |
| 8 - | 33.041 | 42.205 | 44.809 | 178.3 | 2:00.055 (3) | 117.08 | 0.080 | 16:20:02.403 |
| 9 - | 33.081 | 42.194 | 44.888 | 179.1 | 2:00.163 | 116.97 | 0.188 | 16:22:02.566 |
| 10 - | 33.187 | 42.262 | 44.809 | 179.1 | 2:00.258 | 116.88 | 0.283 | 16:24:02.824 |
| 11 - | 33.522 | 43.253 | 45.227 | 176.7 | 2:02.002 | 115.21 | 2.027 | 16:26:04.826 |
| 12 - | 33.279 | 42.487 | 44.876 | 178.3 | 2:00.642 | 116.51 | 0.667 | 16:28:05.468 |
| 13 - | 33.069 | 42.275 | 45.139 | 177.5 | 2:00.483 | 116.66 | 0.508 | 16:30:05.951 |
| 14 - | 33.237 | 42.275 | 45.290 | 176.7 | 2:00.802 | 116.35 | 0.827 | 16:32:06.753 |
| 15 - | 33.040 | 42.457 | 45.155 | 177.5 | 2:00.652 | 116.50 | 0.677 | 16:34:07.405 |
| 16 - | 33.137 | 42.575 | 45.101 | 178.3 | 2:00.813 | 116.34 | 0.838 | 16:36:08.218 |

| P9 10 | | Maximo VARELA | | | Renault CLIO CUP V - ESCUDERIA LA CORUÑA | | | |
|---------------------------|---------------|--------------------------|---------------|--------------------|--|---------------|--------|---------------------|
| IDEAL LAP TIME : 1:59.788 | | BEST LAP TIME : 2:00.041 | | DIFFERENCE : 0.253 | | | | |
| LAP | SECTOR 1 | SECTOR 2 | SECTOR 3 | SPEED TRAP | LAP TIME | KPH | DIFF | TIME OF DAY |
| 1 - | | 42.517 | 45.073 | 148.8 | 2:17.796 | 102.00 | 17.755 | 16:06:05.031 |
| 2 - | 33.347 | 42.794 | 45.245 | 176.0 | 2:01.386 | 115.79 | 1.345 | 16:08:06.417 |
| 3 - | 33.391 | 42.590 | 45.107 | 175.2 | 2:01.088 | 116.08 | 1.047 | 16:10:07.505 |
| 4 - | 32.952 | 42.340 | 44.970 | 176.0 | 2:00.262 | 116.87 | 0.221 | 16:12:07.767 |
| 5 - | 32.976 | 42.240 | 44.970 | 176.7 | 2:00.186 (2) | 116.95 | 0.145 | 16:14:07.953 |
| 6 - | 34.442 | 42.305 | 45.186 | 179.1 | 2:01.933 | 115.27 | 1.892 | 16:16:09.886 |
| 7 - | 33.069 | 42.477 | 44.924 | 176.0 | 2:00.470 | 116.67 | 0.429 | 16:18:10.356 |
| 8 - | 33.346 | 42.280 | 45.024 | 175.2 | 2:00.650 | 116.50 | 0.609 | 16:20:11.006 |
| 9 - | 32.893 | 42.280 | 45.132 | 176.7 | 2:00.305 | 116.83 | 0.264 | 16:22:11.311 |
| 10 - | 32.963 | 42.418 | 45.101 | 176.7 | 2:00.482 | 116.66 | 0.441 | 16:24:11.793 |
| 11 - | 32.993 | 42.199 | 45.009 | 176.7 | 2:00.201 (3) | 116.93 | 0.160 | 16:26:11.994 |
| 12 - | 33.205 | 42.104 | 45.113 | 176.0 | 2:00.422 | 116.72 | 0.381 | 16:28:12.416 |
| 13 - | 33.177 | 42.203 | 45.006 | 175.2 | 2:00.386 | 116.75 | 0.345 | 16:30:12.802 |
| 14 - | 32.970 | 42.898 | 45.215 | 180.8 | 2:01.083 | 116.08 | 1.042 | 16:32:13.885 |
| 15 - | 32.760 | 42.255 | 45.026 | 178.3 | 2:00.041 (1) | 117.09 | | 16:34:13.926 |
| 16 - | 32.904 | 42.238 | 45.242 | 180.0 | 2:00.384 | 116.76 | 0.343 | 16:36:14.310 |

COPA NACIONAL

CARRERA 2 - SECTOR ANALYSIS



SECTOR 1 = FL to I1, SECTOR 2 = I1 to I2 SECTOR 3 = I2 to I3, SECTOR 4 = I3 to FL, DIFF = Difference To Personal Best Lap, P = Crossed Finish Line in Pit Lane, D = Time Disallowed

| P10 64 | | Gabriel O ALONSO | | | Renault CLIO CUP V - MOTORISMO RACING TEAM | | | |
|---------------------------|---------------|--------------------------|---------------|--------------------|--|---------------|--------|---------------------|
| IDEAL LAP TIME : 2:00.823 | | BEST LAP TIME : 2:01.256 | | DIFFERENCE : 0.433 | | | | |
| LAP | SECTOR 1 | SECTOR 2 | SECTOR 3 | SPEED TRAP | LAP TIME | KPH | DIFF | TIME OF DAY |
| 1 - | | 43.003 | 45.490 | | 2:13.702 | 105.13 | 12.446 | 16:06:00.937 |
| 2 - | 33.594 | 42.567 | 45.580 | 177.5 | 2:01.741 | 115.45 | 0.485 | 16:08:02.678 |
| 3 - | 33.631 | 42.278 | 45.454 | 175.2 | 2:01.363 (3) | 115.81 | 0.107 | 16:10:04.041 |
| 4 - | 33.842 | 42.394 | 45.468 | 175.2 | 2:01.704 | 115.49 | 0.448 | 16:12:05.745 |
| 5 - | 33.853 | 42.582 | 45.278 | 174.4 | 2:01.713 | 115.48 | 0.457 | 16:14:07.458 |
| 6 - | 34.915 | 43.195 | 45.375 | 173.6 | 2:03.485 | 113.82 | 2.229 | 16:16:10.943 |
| 7 - | 33.627 | 42.322 | 45.413 | 176.7 | 2:01.362 (2) | 115.82 | 0.106 | 16:18:12.305 |
| 8 - | 33.319 | 42.568 | 45.369 | 175.2 | 2:01.256 (1) | 115.92 | | 16:20:13.561 |
| 9 - | 33.797 | 42.294 | 45.819 | 176.0 | 2:01.910 | 115.29 | 0.654 | 16:22:15.471 |
| 10 - | 33.614 | 42.493 | 45.411 | 175.2 | 2:01.518 | 115.67 | 0.262 | 16:24:16.989 |
| 11 - | 33.665 | 42.786 | 45.226 | 174.4 | 2:01.677 | 115.52 | 0.421 | 16:26:18.666 |
| 12 - | 34.058 | 42.809 | 45.902 | 172.9 | 2:02.769 | 114.49 | 1.513 | 16:28:21.435 |
| 13 - | 34.088 | 42.873 | 45.908 | 173.6 | 2:02.869 | 114.39 | 1.613 | 16:30:24.304 |
| 14 - | 33.842 | 43.720 | 45.754 | 172.1 | 2:03.316 | 113.98 | 2.060 | 16:32:27.620 |
| 15 - | 33.741 | 42.884 | 46.235 | 173.6 | 2:02.860 | 114.40 | 1.604 | 16:34:30.480 |
| 16 - | 33.634 | 42.536 | 45.972 | 173.6 | 2:02.142 | 115.08 | 0.886 | 16:36:32.622 |

| P11 42 | | Mariano ALONSO | | | Renault CLIO CUP V - MOTORISMO RACING TEAM | | | |
|---------------------------|---------------|--------------------------|---------------|--------------------|--|---------------|--------|---------------------|
| IDEAL LAP TIME : 1:58.847 | | BEST LAP TIME : 1:58.884 | | DIFFERENCE : 0.037 | | | | |
| LAP | SECTOR 1 | SECTOR 2 | SECTOR 3 | SPEED TRAP | LAP TIME | KPH | DIFF | TIME OF DAY |
| 1 - | | 42.192 | 44.809 | | 2:09.356 | 108.66 | 10.472 | 16:05:56.591 |
| 2 - | 33.190 | 41.659 | 44.930 | 176.0 | 1:59.779 | 117.35 | 0.895 | 16:07:56.370 |
| 3 - | 33.238 | 41.998 | 44.928 | 174.4 | 2:00.164 | 116.97 | 1.280 | 16:09:56.534 |
| 4 - | 32.477 | 41.680 | 44.727 | 177.5 | 1:58.884 (1) | 118.23 | | 16:11:55.418 |
| 5 - | 32.612 | 41.893 | 44.937 | 178.3 | 1:59.442 | 117.68 | 0.558 | 16:13:54.860 |
| 6 - | 32.523 | 41.768 | 44.711 | 176.7 | 1:59.002 (2) | 118.11 | 0.118 | 16:15:53.862 |
| 7 - | 32.566 | 41.815 | 44.770 | 178.3 | 1:59.151 (3) | 117.96 | 0.267 | 16:17:53.013 |
| 8 - | 33.038 | 42.381 | 45.079 | 179.1 | 2:00.498 | 116.65 | 1.614 | 16:19:53.511 |
| 9 - | 32.597 | 41.931 | 44.824 | 179.1 | 1:59.352 | 117.77 | 0.468 | 16:21:52.863 |
| 10 - | 32.782 | 41.962 | 45.225 | 180.0 | 1:59.969 | 117.16 | 1.085 | 16:23:52.832 |
| 11 - | 33.405 | 42.089 | 44.823 | 179.1 | 2:00.317 | 116.82 | 1.433 | 16:25:53.149 |
| 12 - | 32.811 | 42.169 | IN PIT | 176.7 | 2:14.052 P | 104.85 | 15.168 | 16:28:07.201 |
| 13 - | OUTLAP | 42.258 | 45.146 | 136.5 | 2:05.183 | 112.28 | 6.299 | 16:30:12.384 |
| 14 - | 33.125 | 42.064 | 45.228 | 173.6 | 2:00.417 | 116.72 | 1.533 | 16:32:12.801 |
| 15 - | 33.038 | 42.510 | 45.037 | 175.2 | 2:00.585 | 116.56 | 1.701 | 16:34:13.386 |
| 16 - | 33.168 | 41.988 | 45.247 | 174.4 | 2:00.403 | 116.74 | 1.519 | 16:36:13.789 |

| P12 111 | | Iván HERNÁNDEZ | | | Renault CLIO CUP V - ESCUDERIA LA CORUÑA | | | |
|---------------------------|---------------|--------------------------|---------------|--------------------|--|---------------|--------|---------------------|
| IDEAL LAP TIME : 1:58.710 | | BEST LAP TIME : 1:59.448 | | DIFFERENCE : 0.738 | | | | |
| LAP | SECTOR 1 | SECTOR 2 | SECTOR 3 | SPEED TRAP | LAP TIME | KPH | DIFF | TIME OF DAY |
| 1 - | | 43.400 | 45.384 | | 2:12.271 | 106.26 | 12.823 | 16:05:59.506 |
| 2 - | 32.525 | 41.898 | 45.025 | 176.0 | 1:59.448 (1) | 117.67 | | 16:07:58.954 |
| 3 - | 33.086 | 41.947 | 45.132 | 175.2 | 2:00.165 | 116.97 | 0.717 | 16:09:59.119 |
| 4 - | 32.605 | 42.313 | 45.152 | 175.2 | 2:00.070 | 117.06 | 0.622 | 16:11:59.189 |
| 5 - | 33.742 | 41.858 | 45.015 | 176.0 | 2:00.615 | 116.53 | 1.167 | 16:13:59.804 |
| 6 - | 33.027 | 42.040 | 45.444 | 172.1 | 2:00.511 | 116.63 | 1.063 | 16:16:00.315 |
| 7 - | 33.771 | 42.154 | 44.734 | 172.9 | 2:00.659 | 116.49 | 1.211 | 16:18:00.974 |
| 8 - | 33.242 | 41.451 | 44.824 | 171.4 | 1:59.517 (2) | 117.60 | 0.069 | 16:20:00.491 |
| 9 - | 33.087 | 41.527 | 45.066 | 175.2 | 1:59.680 (3) | 117.44 | 0.232 | 16:22:00.171 |
| 10 - | 33.943 | 41.727 | 45.214 | 173.6 | 2:00.884 | 116.27 | 1.436 | 16:24:01.055 |
| 11 - | 34.527 | 43.439 | 45.316 | 172.9 | 2:03.282 | 114.01 | 3.834 | 16:26:04.337 |

COPA NACIONAL

CARRERA 2 - BEST SECTORS

| SECTOR 1 | | | SECTOR 2 | | | SECTOR 3 | | | IDEAL / BEST COMPARISON | | | | | | |
|----------|-----|-----------|----------|-----|-----------|----------|-----|-----------|-------------------------|-----|-----|-----------|--------------------|-----------------|-------|
| POS | NO | NAME | TIME | NO | NAME | TIME | NO | NAME | TIME | POS | NO | NAME | IDEAL | BEST | DIFF |
| | | | | | | | | | | | | | PERFECT LAP | 1:57.606 | |
| 1 | 3 | POUGET | 32.393 | 3 | POUGET | 41.077 | 3 | POUGET | 44.136 | 1 | 3 | POUGET | 1:57.606 | 1:57.662 | 0.056 |
| 2 | 42 | ALONSO | 32.477 | 111 | HERNÁNDEZ | 41.451 | 23 | GOMEZ | 44.392 | 2 | 41 | IRIBAS | 1:58.597 | 1:58.775 | 0.178 |
| 3 | 111 | HERNÁNDEZ | 32.525 | 17 | ABELLA | 41.463 | 66 | ROMERO | 44.421 | 3 | 66 | ROMERO | 1:58.633 | 1:58.926 | 0.293 |
| 4 | 41 | IRIBAS | 32.539 | 41 | IRIBAS | 41.593 | 41 | IRIBAS | 44.465 | 4 | 17 | ABELLA | 1:58.671 | 1:58.960 | 0.289 |
| 5 | 65 | JULIA | 32.567 | 66 | ROMERO | 41.625 | 17 | ABELLA | 44.474 | 5 | 111 | HERNÁNDEZ | 1:58.710 | 1:59.448 | 0.738 |
| 6 | 66 | ROMERO | 32.587 | 42 | ALONSO | 41.659 | 65 | JULIA | 44.541 | 6 | 23 | GOMEZ | 1:58.767 | 1:58.868 | 0.101 |
| 7 | 23 | GOMEZ | 32.606 | 65 | JULIA | 41.768 | 42 | ALONSO | 44.711 | 7 | 42 | ALONSO | 1:58.847 | 1:58.884 | 0.037 |
| 8 | 17 | ABELLA | 32.734 | 23 | GOMEZ | 41.769 | 111 | HERNÁNDEZ | 44.734 | 8 | 65 | JULIA | 1:58.876 | 1:59.130 | 0.254 |
| 9 | 10 | VARELA | 32.760 | 21 | SEMPERE | 42.074 | 21 | SEMPERE | 44.799 | 9 | 21 | SEMPERE | 1:59.676 | 1:59.975 | 0.299 |
| 10 | 21 | SEMPERE | 32.803 | 8 | RODRIGO | 42.080 | 8 | RODRIGO | 44.862 | 10 | 8 | RODRIGO | 1:59.763 | 1:59.920 | 0.157 |
| 11 | 8 | RODRIGO | 32.821 | 10 | VARELA | 42.104 | 10 | VARELA | 44.924 | 11 | 10 | VARELA | 1:59.788 | 2:00.041 | 0.253 |
| 12 | 64 | ALONSO | 33.319 | 64 | ALONSO | 42.278 | 64 | ALONSO | 45.226 | 12 | 64 | ALONSO | 2:00.823 | 2:01.256 | 0.433 |

COPA NACIONAL

CARRERA 2 - BEST SPEEDS

| POS | NO | NAME | VMAX | KPH |
|-----|-----|-----------|------|-------|
| 1 | 41 | IRIBAS | | 181.6 |
| 2 | 65 | JULIA | | 181.6 |
| 3 | 66 | ROMERO | | 180.8 |
| 4 | 23 | GOMEZ | | 180.8 |
| 5 | 8 | RODRIGO | | 180.8 |
| 6 | 21 | SEMPERE | | 180.8 |
| 7 | 10 | VARELA | | 180.8 |
| 8 | 42 | ALONSO | | 180.0 |
| 9 | 17 | ABELLA | | 179.1 |
| 10 | 3 | POUGET | | 177.5 |
| 11 | 64 | ALONSO | | 177.5 |
| 12 | 111 | HERNÁNDEZ | | 176.0 |
| 13 | | | | |

COPA NACIONAL

CARRERA 2 - STATISTICS

Competitors Started 12
Planned Start 2024-06-09 @ 14:55:00.000
Actual Start 2024-06-09 @ 16:03:47.234
Finish Time 2024-06-09 @ 16:35:16.692
Track Length 3.904km
Total Laps 187
Total Distance Covered 730.141km

Session Fastest Lap History

| NO | NAME | LAP TIME | TIME OF DAY | LAP | VEHICLE |
|----|--------------|-----------------|--------------|-----|--------------------|
| 3 | David POUGET | 2:05.000 | 16:05:52.231 | 1 | Renault CLIO CUP V |
| 3 | David POUGET | 1:58.099 | 16:07:50.330 | 2 | Renault CLIO CUP V |
| 3 | David POUGET | 1:58.065 | 16:09:48.395 | 3 | Renault CLIO CUP V |
| 3 | David POUGET | 1:57.662 | 16:11:46.057 | 4 | Renault CLIO CUP V |

Session Leader History

| NO | NAME | FROM LAP | LAPS LED | DISTANCE | VEHICLE |
|----|--------------|----------|----------|----------|--------------------|
| 3 | David POUGET | 1 | 16 | 62.47 km | Renault CLIO CUP V |

Flag History

| TYPE | TIME OF DAY |
|--------|--------------|
| GREEN | 16:03:47.234 |
| FINISH | 16:35:16.692 |

Flag Statistics

| TYPE | COUNT | TOTAL LAPS | TOTAL TIME |
|------------|-------|------------|------------|
| Green | 1 | 16 | 34:27.131 |
| Red | 0 | 0 | 0.000 |
| Safety Car | 0 | 0 | 0.000 |
| FCY | 0 | 0 | 0.000 |

COPA NACIONAL

Q1 - CLASSIFICATION - FINAL

| POS | NO | NAME | ENTRY | TIME | ON | LAPS | GAP | DIFF | KPH |
|--|-----|--------------------|---|----------|----|------|--------|--------|--------|
| 1 | 3* | David POUGET | Renault CLIO CUP V - DAVID POUGET | 1:57.692 | 3 | 3 | | | 119.43 |
| 2 | 65 | Fabien JULIA | Renault CLIO CUP V - FABIEN JULIA | 1:58.901 | 3 | 6 | 1.209 | 1.209 | 118.21 |
| 3 | 66 | Alejandro ROMERO | Renault CLIO CUP V - MOTOR CLUB SABADELL | 1:59.014 | 4 | 4 | 1.322 | 0.113 | 118.10 |
| 4 | 17 | Nicolas ABELLA | Renault CLIO CUP V - ESCUDERIA LA CORUÑA | 1:59.123 | 6 | 6 | 1.431 | 0.109 | 117.99 |
| 5 | 41* | Alejandro IRIBAS | Renault CLIO CUP V - ESCUDERIA LA CORUÑA | 1:59.183 | 4 | 7 | 1.491 | 0.060 | 117.93 |
| 6 | 23 | Jose Antonio GOMEZ | Renault CLIO CUP V - A.SCHIMPF TEAM | 1:59.494 | 3 | 5 | 1.802 | 0.311 | 117.63 |
| 7 | 42* | Mariano ALONSO | Renault CLIO CUP V - MOTORISMO RACING TEAM | 1:59.763 | 4 | 7 | 2.071 | 0.269 | 117.36 |
| 8 | 8 | Joaquín RODRIGO | Renault CLIO CUP V - AUTOMÓVIL CLUB ZARAGOZ | 2:00.004 | 3 | 4 | 2.312 | 0.241 | 117.13 |
| 9 | 21 | Lydia SEMPERE | Renault CLIO CUP V - A.SCHIMPF TEAM | 2:01.639 | 7 | 7 | 3.947 | 1.635 | 115.55 |
| 10 | 64 | Gabriel O ALONSO | Renault CLIO CUP V - MOTORISMO RACING TEAM | 2:01.823 | 7 | 7 | 4.131 | 0.184 | 115.38 |
| 11 | 30* | Sergio CABAL | Renault CLIO CUP V - RASANTE SPORT | 2:02.218 | 3 | 4 | 4.526 | 0.395 | 115.00 |
| QUALIFYING LAPTIME (110.0% of 1:57.692) = 2:09.461 | | | | | | | | | |
| 12 | 10 | Maximo VARELA | Renault CLIO CUP V - ESCUDERIA LA CORUÑA | 2:17.927 | 2 | 4 | 20.235 | 15.709 | 101.91 |
| 13 | 11† | Iván HERNÁNDEZ | Renault CLIO CUP V - ESCUDERIA LA CORUÑA | | | | | | |

Comments:#111 - Descalificacion de los entrenamientos crontrometados, autorizando al participante 111 a comenzar las carreras en ultimo posicion.

No. 3, 30, 41 - 1 Lap time disallowed; exceeding track limits.

No. 42 - 4 Lap times disallowed; exceeding track limits.

Weather / Track ~~Bright / Dry~~

Date: 08/06/2024 Start: 15:35 Finish: 15:50
Circuito de Navarra: 3.904 km

| | | | |
|----------------|----------|----------|--|
| Chief Steward: | Steward: | Steward: | |
|----------------|----------|----------|--|

Results can be found at www.tsl-timing.com

Printed - 17:46 Saturday, 08 June 2024

COPA NACIONAL

Q2 - CLASSIFICATION - FINAL

| POS | NO | NAME | ENTRY | TIME | ON | LAPS | GAP | DIFF | KPH |
|-----|-----|--------------------|---|----------|----|------|-------|-------|--------|
| 1 | 3 | David POUGET | Renault CLIO CUP V - DAVID POUGET | 1:57.633 | 4 | 4 | | | 119.49 |
| 2 | 66 | Alejandro ROMERO | Renault CLIO CUP V - MOTOR CLUB SABADELL | 1:58.520 | 2 | 3 | 0.887 | 0.887 | 118.59 |
| 3 | 17 | Nicolas ABELLA | Renault CLIO CUP V - ESCUDERIA LA CORUÑA | 1:58.749 | 3 | 6 | 1.116 | 0.229 | 118.36 |
| 4 | 23* | Jose Antonio GOMEZ | Renault CLIO CUP V - A.SCHIMPF TEAM | 1:58.773 | 3 | 6 | 1.140 | 0.024 | 118.34 |
| 5 | 42* | Mariano ALONSO | Renault CLIO CUP V - MOTORISMO RACING TEAM | 1:58.983 | 4 | 5 | 1.350 | 0.210 | 118.13 |
| 6 | 41 | Alejandro IRIBAS | Renault CLIO CUP V - ESCUDERIA LA CORUÑA | 1:59.040 | 2 | 7 | 1.407 | 0.057 | 118.07 |
| 7 | 65 | Fabien JULIA | Renault CLIO CUP V - FABIEN JULIA | 1:59.374 | 2 | 6 | 1.741 | 0.334 | 117.74 |
| 8 | 8 | Joaquín RODRIGO | Renault CLIO CUP V - AUTOMÓVIL CLUB ZARAGOZ | 2:00.559 | 2 | 4 | 2.926 | 1.185 | 116.59 |
| 9 | 21* | Lydia SEMPERE | Renault CLIO CUP V - A.SCHIMPF TEAM | 2:00.774 | 5 | 7 | 3.141 | 0.215 | 116.38 |
| 10 | 10 | Maximo VARELA | Renault CLIO CUP V - ESCUDERIA LA CORUÑA | 2:01.253 | 4 | 7 | 3.620 | 0.479 | 115.92 |
| 11 | 64* | Gabriel O ALONSO | Renault CLIO CUP V - MOTORISMO RACING TEAM | 2:02.012 | 2 | 5 | 4.379 | 0.759 | 115.20 |
| 12 | 30* | Sergio CABAL | Renault CLIO CUP V - RASANTE SPORT | 2:02.889 | 5 | 5 | 5.256 | 0.877 | 114.38 |

QUALIFYING LAPTIME (110.0% of 1:57.633) = 2:09.396

13 11† Iván HERNÁNDEZ Renault CLIO CUP V - ESCUDERIA LA CORUÑA

Comments:#111 - Descalificación de los entrenamientos crontrometados, autorizando al participante 111 a comenzar las carreras en último posición.

No. 21, 23, 42, 64 - 1 Lap time disallowed; exceeding track limits.

No. 30 - 3 Lap times disallowed; exceeding track limits.

3

Weather / Track: Bright / Dry

Date: 08/06/2024 Start: 15:55 Finish: 16:10
Circuito de Navarra: 3.904 km

| | | | |
|----------------|----------|----------|--|
| Chief Steward: | Steward: | Steward: | |
|----------------|----------|----------|--|

Results can be found at www.tsl-timing.com

Printed - 17:48 Saturday, 08 June 2024

COPA NACIONAL

CARRERA 1 - CLASSIFICATION - FINAL

Race Distance: 14 Laps / 54.66 kilometers

| POS | NO | NAME | ENTRY | LAPS | TIME | GAP | DIFF | KPH | BEST | ON | GRD | ↑↓ |
|-----|-----|------------------|--|------|-----------|--------|-------|--------|----------|----|-----|----|
| 1 | 3 | David POUGET | Renault CLIO CUP V - DAVID POUGET | 14 | 31:42.388 | | | 103.44 | 1:57.672 | 9 | 1 | 0 |
| 2 | 17 | Nicolas ABELLA | Renault CLIO CUP V - ESCUDERIA LA CORUÑA | 14 | 31:44.065 | 1.677 | 1.677 | 103.35 | 1:58.676 | 3 | 4 | 2 |
| 3 | 42 | Mariano ALONSO | Renault CLIO CUP V - MOTORISMO RACING TEAM | 14 | 31:44.842 | 2.454 | 0.777 | 103.30 | 1:58.691 | 3 | 7 | 4 |
| 4 | 65 | Fabien JULIA | Renault CLIO CUP V - FABIEN JULIA | 14 | 31:45.103 | 2.715 | 0.261 | 103.29 | 1:58.572 | 4 | 2 | -2 |
| 5 | 111 | Iván HERNÁNDEZ | Renault CLIO CUP V - ESCUDERIA LA CORUÑA | 14 | 31:48.243 | 5.855 | 3.140 | 103.12 | 1:58.546 | 5 | 13 | 8 |
| 6 | 66* | Alejandro ROMERO | Renault CLIO CUP V - MOTOR CLUB SABADELL | 14 | 31:49.084 | 6.696 | 0.841 | 103.07 | 1:58.565 | 2 | 3 | -3 |
| 7 | 10 | Maximo VARELA | Renault CLIO CUP V - ESCUDERIA LA CORUÑA | 14 | 31:49.670 | 7.282 | 0.586 | 103.04 | 1:59.713 | 14 | 12 | 5 |
| 8 | 21 | Lydia SEMPERE | Renault CLIO CUP V - A.SCHIMPF TEAM | 14 | 31:51.075 | 8.687 | 1.405 | 102.97 | 2:00.386 | 8 | 11 | 3 |
| 9 | 8* | Joaquín RODRIGO | Renault CLIO CUP V - AUTOMÓVIL CLUB ZARAGOZA | 14 | 31:52.634 | 10.246 | 1.559 | 102.88 | 1:59.572 | 14 | 8 | -1 |
| 10 | 30 | Sergio CABAL | Renault CLIO CUP V - RASANTE SPORT | 14 | 31:53.931 | 11.543 | 1.297 | 102.81 | 2:00.489 | 4 | 10 | 0 |
| 11 | 64 | Gabriel O ALONSO | Renault CLIO CUP V - MOTORISMO RACING TEAM | 14 | 31:54.617 | 12.229 | 0.686 | 102.78 | 2:02.193 | 7 | 9 | -2 |
| 12 | 41* | Alejandro IRIBAS | Renault CLIO CUP V - ESCUDERIA LA CORUÑA | 14 | 32:00.456 | 18.068 | 5.839 | 102.46 | 1:58.841 | 3 | 5 | -7 |

NOT CLASSIFIED

| | | | | | | | | | | | | |
|----|----|--------------------|-------------------------------------|---|-----------|--------|--------|--------|----------|---|---|--|
| NC | 23 | Jose Antonio GOMEZ | Renault CLIO CUP V - A.SCHIMPF TEAM | 9 | 18:05.094 | 5 Laps | 5 Laps | 116.58 | 1:58.667 | 4 | 6 | |
|----|----|--------------------|-------------------------------------|---|-----------|--------|--------|--------|----------|---|---|--|

FASTEST LAP

| | | | | | | |
|---|--------------|-----------------------------------|---|----------|-----------|------------|
| 3 | David POUGET | Renault CLIO CUP V - DAVID POUGET | 9 | 1:57.672 | 74.22 mph | 119.45 kph |
|---|--------------|-----------------------------------|---|----------|-----------|------------|

Comments:#8 - 5 segundos - Track Limits

#41 - 15 segundos - Track Limits

#66 - 3 segundos - Incumplir el Art. 8.1 del Reglamento Deportivo Copa Nacional VLINE

Weather / Track : Cloudy / Dry

Date: 09/06/2024 Start: 12:12 Finish: 12:44
Circuito de Navarra: 3.904 km

| | | | |
|----------------|----------|----------|---|
| Chief Steward: | Steward: | Steward: |  |
|----------------|----------|----------|---|

Results can be found at www.tsl-timing.com

Printed - 16:52 Sunday, 09 June 2024

COPA NACIONAL

CARRERA 2 - CLASSIFICATION - FINAL

Race Distance: 16 Laps / 62.47 kilometers

| POS | NO | NAME | ENTRY | LAPS | TIME | GAP | DIFF | KPH | BEST | ON | GRD | 11 |
|-----|-----|--------------------|--|------|-----------|----------|--------|--------|----------|----|-----|----|
| 1 | 3 | David POUGET | Renault CLIO CUP V - DAVID POUGET | 16 | 31:40.796 | | | 118.31 | 1:57.662 | 4 | 1 | 0 |
| 2 | 17 | Nicolas ABELLA | Renault CLIO CUP V - ESCUDERIA LA CORUÑA | 16 | 31:56.709 | 15.913 | 15.913 | 117.33 | 1:58.960 | 5 | 3 | 1 |
| 3 | 66 | Alejandro ROMERO | Renault CLIO CUP V - MOTOR CLUB SABADELL | 16 | 31:58.616 | 17.820 | 1.907 | 117.21 | 1:58.926 | 5 | 2 | -1 |
| 4 | 41 | Alejandro IRIBAS | Renault CLIO CUP V - ESCUDERIA LA CORUÑA | 16 | 31:58.778 | 17.982 | 0.162 | 117.20 | 1:58.775 | 6 | 6 | 2 |
| 5 | 23 | Jose Antonio GOMEZ | Renault CLIO CUP V - A.SCHIMPF TEAM | 16 | 31:59.514 | 18.718 | 0.736 | 117.16 | 1:58.868 | 4 | 4 | -1 |
| 6 | 65 | Fabien JULIA | Renault CLIO CUP V - FABIEN JULIA | 16 | 32:05.519 | 24.723 | 6.005 | 116.79 | 1:59.130 | 8 | 7 | 1 |
| 7 | 8 | Joaquín RODRIGO | Renault CLIO CUP V - AUTOMÓVIL CLUB ZARAGOZA | 16 | 32:20.192 | 39.396 | 14.673 | 115.91 | 1:59.920 | 3 | 8 | 1 |
| 8 | 21* | Lydia SEMPERE | Renault CLIO CUP V - A.SCHIMPF TEAM | 16 | 32:25.983 | 45.187 | 5.791 | 115.57 | 1:59.975 | 2 | 9 | 1 |
| 9 | 10* | Maximo VARELA | Renault CLIO CUP V - ESCUDERIA LA CORUÑA | 16 | 32:32.075 | 51.279 | 6.092 | 115.21 | 2:00.041 | 15 | 10 | 1 |
| 10 | 64* | Gabriel O ALONSO | Renault CLIO CUP V - MOTORISMO RACING TEAM | 16 | 32:50.387 | 1:09.591 | 18.312 | 114.13 | 2:01.256 | 8 | 11 | 1 |
| 11 | 42* | Mariano ALONSO | Renault CLIO CUP V - MOTORISMO RACING TEAM | 16 | 32:56.554 | 1:15.758 | 6.167 | 113.78 | 1:58.884 | 4 | 5 | -6 |

NOT CLASSIFIED

| | | | | | | | | | | | | |
|----|-----|----------------|--|----|-----------|--------|--------|--------|----------|---|----|--|
| NC | 111 | Iván HERNÁNDEZ | Renault CLIO CUP V - ESCUDERIA LA CORUÑA | 11 | 22:17.102 | 5 Laps | 5 Laps | 115.63 | 1:59.448 | 2 | 13 | |
|----|-----|----------------|--|----|-----------|--------|--------|--------|----------|---|----|--|

NOT STARTED

| | | | | | | | | | | | | |
|----|----|--------------|------------------------------------|--|--|--|--|--|--|--|--|----|
| NS | 30 | Sergio CABAL | Renault CLIO CUP V - RASANTE SPORT | | | | | | | | | 12 |
|----|----|--------------|------------------------------------|--|--|--|--|--|--|--|--|----|

FASTEST LAP

| | | | | | | | | | | | | |
|--|---|--------------|-----------------------------------|---|----------|--|--|-----------|--|--|--|------------|
| | 3 | David POUGET | Renault CLIO CUP V - DAVID POUGET | 4 | 1:57.662 | | | 74.23 mph | | | | 119.46 kph |
|--|---|--------------|-----------------------------------|---|----------|--|--|-----------|--|--|--|------------|

Comments:#42 - 30 segundos - Track Limits
 #21 - 5 segundos - Jump Start
 #10 - 5 segundos - Jump Start
 #64 - 5 segundos - Jump Start

Weather / Track : Cloudy / Dry

Date: 09/06/2024 Start: 16:03 Finish: 16:35
 Circuito de Navarra: 3.904 km

| | | | |
|----------------|----------|----------|--|
| Chief Steward: | Steward: | Steward: | |
|----------------|----------|----------|--|

Results can be found at www.tsl-timing.com

Printed - 17:20 Sunday, 09 June 2024